

Figure 1: The Main Graph shows the stock's trend.

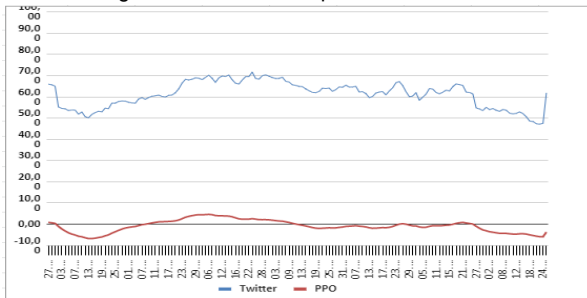


Figure 2: PPO near the zero- line.

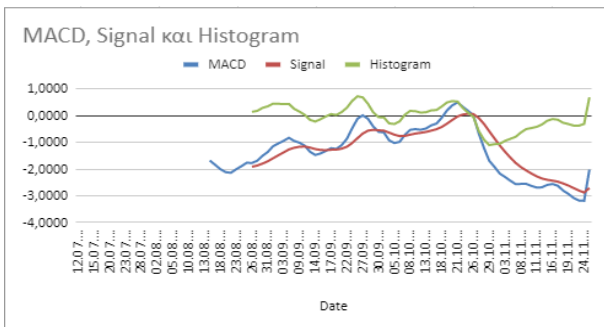


Figure 3: MACD histogram slightly above zero-line without converging.

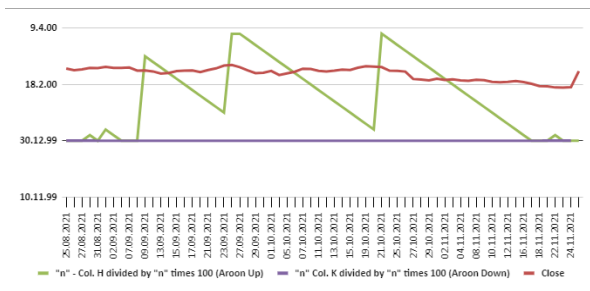


Figure 4: Aroon Indicator shows a hold signal.

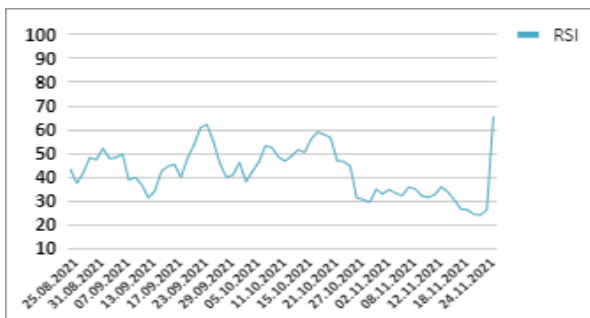


Figure 5: RSI is between 30-70.

Firm's Brief Description

Twitter, Inc. offers products and services for users, advertisers, developers and data partners. The Company's products and services include Twitter, Promoted Tweets, Promoted Accounts and Promoted Trends. Its Twitter is a platform for public self-expression and conversation in real time. Its Promoted Products enable its advertisers to promote their brands, products and services, amplify their visibility and reach, and extend the conversation around their advertising campaigns. Promoted Accounts appear in the same format and place as accounts suggested by its Who to Follow recommendation engine, or in some cases, in Tweets in an individual's timeline. Promoted Trends appear at the top of the list of trending topics or timeline for an entire day in a particular country or on a global basis. Its MoPub is a mobile-focused advertising exchange. Twitter Audience Platform is an advertising offering.

Fundamental Approach

- Twitter languishes back where it started 8 years ago. The firm produced zero net return since IPO.
- Twitter reported revenue growth of 37% in the third quarter to \$1.284 billion.
- Twitter CFO shows his reluctance to invest company funds in cryptos.

Technical Analysis

According to Figure 1, the 10-day MA and the 20-day MA tend to have a common trend, after 17/11/2021, that indicates a hold signal. In Figure 2, PPO is moving around zero, another hold signal indicating. In addition, in the next figure, the MACD histogram is slightly above the zero-line, but does not begin to converge towards the zero-line. Moreover, in figure 4 aroon up line tends to equal with aroon down line, after 17/11/2021, showing another hold indication. Last but not least, RSI is between 30-70.

Prediction

Considering the recent stock trend combined with the fact that the firm produced zero net return since its IPO 8 years ago, a hold strategy is recommended. This thesis is further supported by the technical analysis in the former paragraph.

DISCLAIMER

THE FINANCE CLUB OF UNIVERSITY OF MACEDONIA, THESSALONIKI, GREECE

The Finance Club of University of Macedonia - www.financeclub.gr is an independent non-profitable student organization founded by students of the University of Macedonia, Greece (UoM - www.uom.gr) that aims to build strong relations between the market and the University. Though based in the University of Macedonia, it also operates via associates in Aristotle University of Thessaloniki, Greece and other institutions. The Club's goal is to give its members the chance to view the market in a more practical approach rather than solely relying on the abstract knowledge offered by the university. In order to achieve this goal, the Club organizes various events like conferences, workshops and seminars. Moreover, its members are able to cooperate with companies by taking up real case projects to work on along with the managers of the associated companies. In addition, the Club is trying to build and expand its network among students, market professionals and professors therefore giving its members a very broad pool of potential partners and employers.

This report has been compiled by the authors mentioned above and published by them via the Finance Club UoM site and many other platforms. The club confirms that the authors are active members at the time this article is published but emphasizes the fact that opinions and views given by the authors in this article are their own views. Finance Club UoM takes no responsibility for the completeness or correctness of information provided. No investment advice is given with the text above and the reader should not take any financial position based on the information published in this article. The Club recommends extensive research by the reader before investing in any financial asset. General this report may be based on the information extracted from various sources including but not limited to various companies' and statistical agencies' websites, online portals, third-party research, annual reports etc. No representation or warranty of any kind is or may be made with respect to the accuracy or completeness of, and no representation or warranty should be inferred from, any projections or futuristic statement contained herein or any underlying assumptions. This article may include descriptions, statements, estimates and projections/futuristic statements with respect to current and anticipated performance of the underlying. Such statements, estimates and projections reflect various assumptions and best estimates made by the participants concerning anticipated results, whose assumptions and estimates may or may not prove to be accurate or correct. There are no assurances whatsoever that any statements, estimates or projections contained in this article, including without limitation any financial or business projections, accurately present in all material respects the underlying's financial and/or business position as of the respective dates specified and the results of its operations for any respective periods indicated. No copyright or trademark infringement is intended in any form.

© Copyright 2020. Finance Club UoM