

Figure 1: The Main Graph shows the stock's trend.

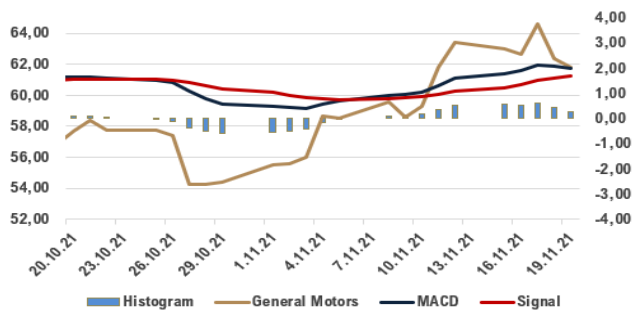


Figure 2: MACD indicates a potential buy signal

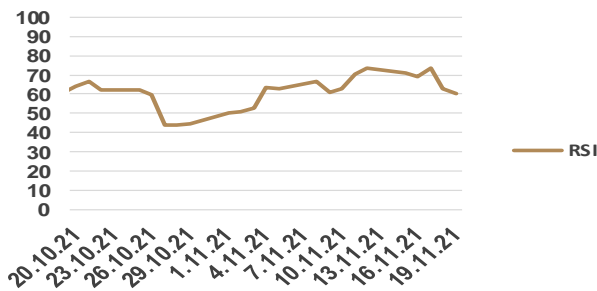


Figure 3: RSI is above 30



Figure 4: Candle Bar shows more positive changes

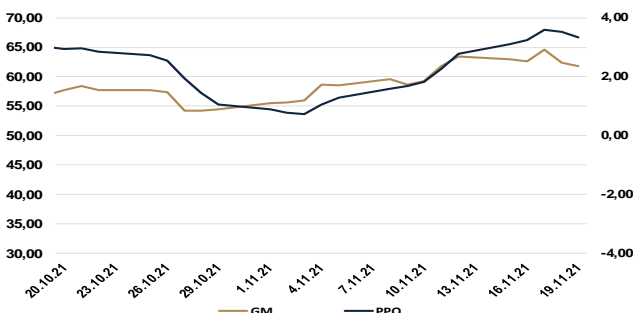


Figure 5: PPO crossed above the zero-line

## Firm's Brief Description

General Motors Company designs, builds and sells trucks, crossovers, cars and automobile parts worldwide. The Company provides automotive financing services through General Motors Financial Company, Inc. (GM Financial). GM North America (GMNA) and GM International (GMI) are its automotive segments. GMNA and GMI meets the demands of customers in North America with vehicles developed, manufactured and marketed under the Buick, Cadillac, Chevrolet, GMC and Holden brands. The Company's segments include GMNA, GMI, Cruise and GM Financial. The Company's subsidiaries and business units include OnStar LLC, which provides vehicle connectivity services; Cruise LLC, which is in the development and commercialization of self-driving technology; GM Financial Co., is its finance subsidiary, and BrightDrop, which is developing an ecosystem and electrified products and services to help in first to last mile delivery operations.

## Fundamental Approach

- General Motors signed memorandum of understanding with GE renewable energy to develop supply chain of rare earth and other materials to support EV and renewable energy growth.
- General Motors announced that it took a 25% stake in Pure Watercraft in an effort to extend the company's zero-emissions goal beyond just automotive applications.
- General Motors announced its third-quarter revenue of \$26.78 billion.

## Technical Analysis

According to Figure 1, the 10-day MA crossed above the 20-day MA providing a potential buy signal. In Figure 2, on November 8<sup>th</sup> MACD crossed above the signal line, indicating a bullish trend. In the figure 3, the RSI is crossing above the 30, indicating an uptrend. Moreover, the Candle Chart shows the positive changes have been more than the negatives and that provides a bullish trend. Lastly, PPO fluctuated above the zero line during the reporting period, indicating a bullish trend.

## Prediction

Considering the recent upward trend of the stock combined with the company's strong fundamentals, a long position in the stock is recommended. This position is further supported by the technical

## DISCLAIMER

### THE FINANCE CLUB OF UNIVERSITY OF MACEDONIA, THESSALONIKI, GREECE

The Finance Club of University of Macedonia - [www.financeclub.gr](http://www.financeclub.gr) is an independent non-profitable student organization founded by students of the University of Macedonia, Greece (UoM - [www.uom.gr](http://www.uom.gr)) that aims to build strong relations between the market and the University. Though based in the University of Macedonia, it also operates via associates in Aristotle University of Thessaloniki, Greece and other institutions. The Club's goal is to give its members the chance to view the market in a more practical approach rather than solely relying on the abstract knowledge offered by the university. In order to achieve this goal, the Club organizes various events like conferences, workshops and seminars. Moreover, its members are able to cooperate with companies by taking up real case projects to work on along with the managers of the associated companies. In addition, the Club is trying to build and expand its network among students, market professionals and professors therefore giving its members a very broad pool of potential partners and employers.

This report has been compiled by the authors mentioned above and published by them via the Finance Club UoM site and many other platforms. The club confirms that the authors are active members at the time this article is published but emphasizes the fact that opinions and views given by the authors in this article are their own views. Finance Club UoM takes no responsibility for the completeness or correctness of information provided. No investment advice is given with the text above and the reader should not take any financial position based on the information published in this article. The Club recommends extensive research by the reader before investing in any financial asset. General this report may be based on the information extracted from various sources including but not limited to various companies' and statistical agencies' websites, online portals, third-party research, annual reports etc. No representation or warranty of any kind is or may be made with respect to the accuracy or completeness of, and no representation or warranty should be inferred from, any projections or futuristic statement contained herein or any underlying assumptions. This article may include descriptions, statements, estimates and projections/futuristic statements with respect to current and anticipated performance of the underlying. Such statements, estimates and projections reflect various assumptions and best estimates made by the participants concerning anticipated results, whose assumptions and estimates may or may not prove to be accurate or correct. There are no assurances whatsoever that any statements, estimates or projections contained in this article, including without limitation any financial or business projections, accurately present in all material respects the underlying's financial and/or business position as of the respective dates specified and the results of its operations for any respective periods indicated. No copyright or trademark infringement is intended in any form.

© Copyright 2021. Finance Club UoM