

Figure 1: Stock graph shows the stock's trend

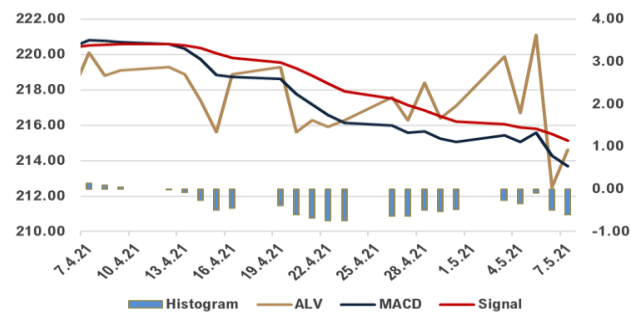


Figure 2: MACD indicates a potential sell signal

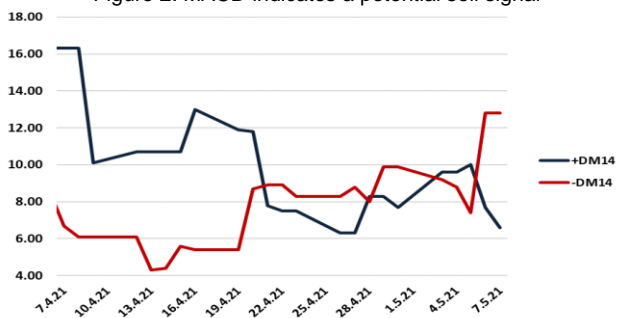


Figure 3: -DMI14 moved above +DMI14

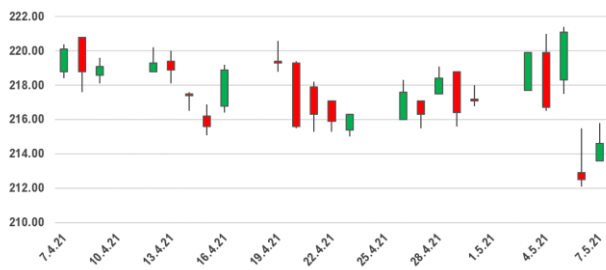


Figure 4: Candle Bar Chart

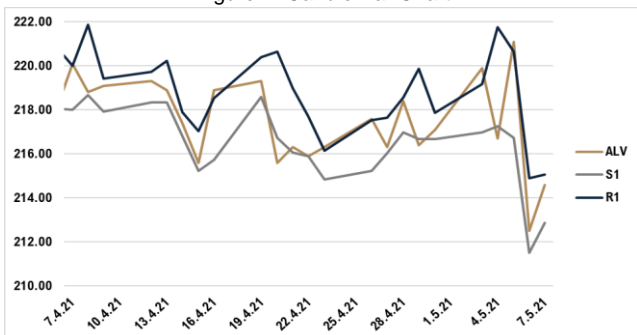


Figure 5: Support & Resistance Levels

Firm's Brief Description

Allianz SE is a German-based financial service company. The Company is the holding company of the Allianz Group (Allianz SE and its subsidiaries). The Company's segments include Property-Casualty, Life/Health, Asset Management, and Corporate and Other. The Company provides a range of reinsurance coverage, primarily to Allianz insurance entities, as well as to third-party customers. The Property-Casualty segment offers a range of products and services for both private and corporate clients. The Life/Health segment offers a range of life and health insurance products on both an individual and a group basis. The Asset Management segment provides institutional and retail asset management products and services to third-party investors, and provides investment management services to the Allianz Group's insurance operations. The Corporate and Other segment includes Holding & Treasury, Banking and Alternative Investments.

Fundamental Approach

- German digital bank N26 challenges ALLIANZ by entering the insurance market in partnership with a start-up, launching insurance policies
- Washington State is suing the travel insurance company Allianz, saying that its policy of excluding mental health issues from coverage is discriminatory.

Technical Analysis

According to figure 1 which showcases the movements of the stock's price and the respective MA movements, ALV's price has been following a downtrend path the last few days. In particular it crossed below both the MAs, while the MA10 hasn't managed to cross over the MA20 since its regression. This depicts a bearish trend for the stock. Additionally, MACD crossed below the signal line while its price has been steadily decreasing and is estimated to cross below zero if the stock price won't change significantly. Also, the DMI index, which represents the overall changes of the stock's price, provided a clear picture of the negative momentum of the stock as -DMI14 moved significantly above the +DMI14. Lastly, the Candle Bar chart displayed a higher number of negative closing prices compared to the positive ones. In figure 5, the support and resistance levels have been formed in 212.86 and 215.06 respectively.

Prediction

Taking into consideration the above technical analysis and the current bearish trend, a short position for this stock is suggested. Furthermore, this position is supported through the fundamental approach of this report and the figures cited above.

DISCLAIMER

THE FINANCE CLUB OF UNIVERSITY OF MACEDONIA, THESSALONIKI, GREECE

The Finance Club of University of Macedonia - www.financeclub.gr is an independent non-profitable student organization founded by students of the University of Macedonia, Greece (UoM - www.uom.gr) that aims to build strong relations between the market and the University. Though based in the University of Macedonia, it also operates via associates in Aristotle University of Thessaloniki, Greece and other institutions. The Club's goal is to give its members the chance to view the market in a more practical approach rather than solely relying on the abstract knowledge offered by the university. In order to achieve this goal, the Club organizes various events like conferences, workshops and seminars. Moreover, its members are able to cooperate with companies by taking up real case projects to work on along with the managers of the associated companies. In addition, the Club is trying to build and expand its network among students, market professionals and professors therefore giving its members a very broad pool of potential partners and employers.

This report has been compiled by the authors mentioned above and published by them via the Finance Club UoM site and many other platforms. The club confirms that the authors are active members at the time this article is published but emphasizes the fact that opinions and views given by the authors in this article are their own views. Finance Club UoM takes no responsibility for the completeness or correctness of information provided. No investment advice is given with the text above and the reader should not take any financial position based on the information published in this article. The Club recommends extensive research by the reader before investing in any financial asset. General this report may be based on the information extracted from various sources including but not limited to various companies' and statistical agencies' websites, online portals, third-party research, annual reports etc. No representation or warranty of any kind is or may be made with respect to the accuracy or completeness of, and no representation or warranty should be inferred from, any projections or futuristic statement contained herein or any underlying assumptions. This article may include descriptions, statements, estimates and projections/futuristic statements with respect to current and anticipated performance of the underlying. Such statements, estimates and projections reflect various assumptions and best estimates made by the participants concerning anticipated results, whose assumptions and estimates may or may not prove to be accurate or correct. There are no assurances whatsoever that any statements, estimates or projections contained in this article, including without limitation any financial or business projections, accurately present in all material respects the underlying's financial and/or business position as of the respective dates specified and the results of its operations for any respective periods indicated. No copyright or trademark infringement is intended in any form.

© Copyright 2020. Finance Club UoM