

Figure 1: Stock graph shows the bullish trend

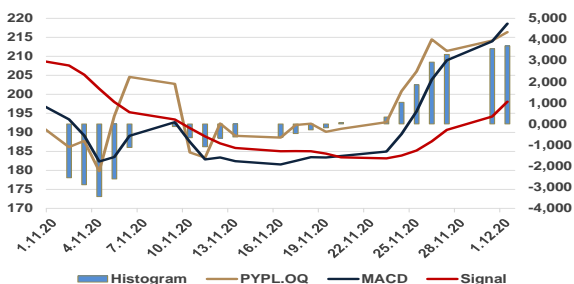


Figure 2: MACD indicates a potential buy signal.

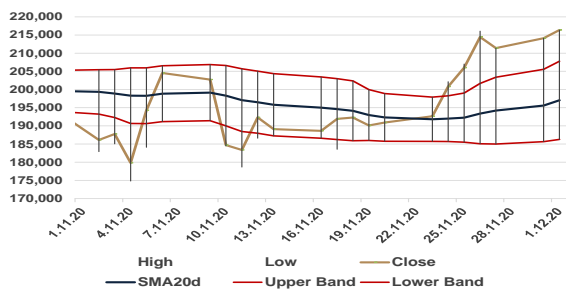


Figure 3: BolBands provide a strong uptrend

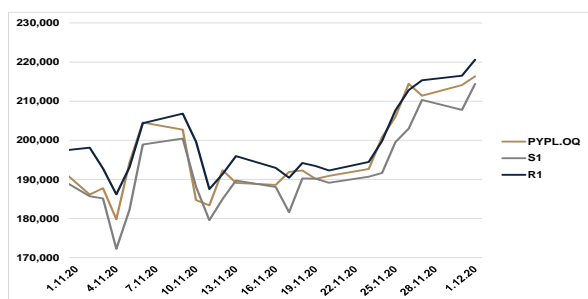


Figure 4: Support & Resistance levels Chart

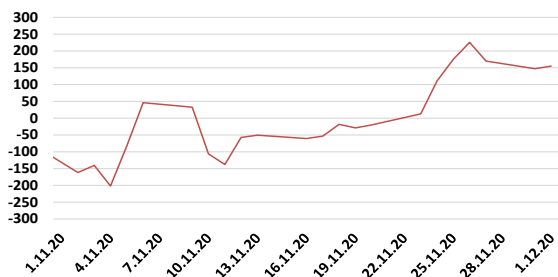


Figure 5: CCI depicts a potential buy signal.

## Firm's Brief Description

PayPal Holdings, Inc. is a technology platform and digital payments company that enables digital and mobile payments on behalf of consumers and merchants. The Company's combined payment solutions, including its PayPal, PayPal Credit, Braintree, Venmo, Xoom and Paydiant products, compose its Payments Platform. It operates a two-sided global technology platform that links its customers, both merchants and consumers, around the globe to facilitate the processing of payment transactions, allowing it to connect merchants and consumers. It allows its customers to use their account for both purchase and paying for goods, as well as to transfer and withdraw funds. It enables consumers to exchange funds with merchants using funding sources, which include bank account, PayPal account balance, PayPal Credit account, credit and debit card or other stored value products. It offers consumers person-to-person payment solutions through its PayPal Website and mobile application, Venmo and Xoom.

## Fundamental Approach

- On November 19, Xoom, PayPal's remittance service, launched direct money transfers to bank accounts and debit cards in the U.S.
- PayPal launched enhanced giving platform, to provide customers with a new way to directly connect with millions of people who can help them raise money
- PayPal Holdings Inc beat Wall Street estimates for quarterly revenue and profit on Monday, boosted by a surge in digital payments

## Technical Analysis

According to Figure 1, there were three secondary movements which resulted in a strong bullish trend. More specifically, two uptrends and one downtrend were reported during the examined period (1/11/2020- 1/12/2020). Additionally, MACD indicated in the middle of the month a potential buy signal as well. From Figure 3, BolBands further supported the bullish trend as the stock price crossed above the upper band, furthering its incline. Moreover, the support and the resistance levels were formed at 214.42 and 220.62 respectively, while CCI rose above +100 from below pointing to a buying position (Graph 5).

## Prediction

PayPal's good performance had a positive impact to its market price. Considering the strong bullish trend of the stock combined with the positive momentum, a potential buy signal is recommended. This prediction is further supported by the technical analysis above.

## DISCLAIMER

### THE FINANCE CLUB OF UNIVERSITY OF MACEDONIA, THESSALONIKI, GREECE

The Finance Club of University of Macedonia - [www.financeclub.gr](http://www.financeclub.gr) is an independent non-profitable student organization founded by students of the University of Macedonia, Greece (UoM - [www.uom.gr](http://www.uom.gr)) that aims to build strong relations between the market and the University. Though based in the University of Macedonia, it also operates via associates in Aristotle University of Thessaloniki, Greece and other institutions. The Club's goal is to give its members the chance to view the market in a more practical approach rather than solely relying on the abstract knowledge offered by the university. In order to achieve this goal, the Club organizes various events like conferences, workshops and seminars. Moreover, its members are able to cooperate with companies by taking up real case projects to work on along with the managers of the associated companies. In addition, the Club is trying to build and expand its network among students, market professionals and professors therefore giving its members a very broad pool of potential partners and employers.

This report has been compiled by the authors mentioned above and published by them via the Finance Club UoM site and many other platforms. The club confirms that the authors are active members at the time this article is published but emphasizes the fact that opinions and views given by the authors in this article are their own views. Finance Club UoM takes no responsibility for the completeness or correctness of information provided. No investment advice is given with the text above and the reader should not take any financial position based on the information published in this article. The Club recommends extensive research by the reader before investing in any financial asset. General this report may be based on the information extracted from various sources including but not limited to various companies' and statistical agencies' websites, online portals, third-party research, annual reports etc. No representation or warranty of any kind is or may be made with respect to the accuracy or completeness of, and no representation or warranty should be inferred from, any projections or futuristic statement contained herein or any underlying assumptions. This article may include descriptions, statements, estimates and projections/futuristic statements with respect to current and anticipated performance of the underlying. Such statements, estimates and projections reflect various assumptions and best estimates made by the participants concerning anticipated results, whose assumptions and estimates may or may not prove to be accurate or correct. There are no assurances whatsoever that any statements, estimates or projections contained in this article, including without limitation any financial or business projections, accurately present in all material respects the underlying's financial and/or business position as of the respective dates specified and the results of its operations for any respective periods indicated. No copyright or trademark infringement is intended in any form.

© Copyright 2020. Finance Club UoM