

Figure 1: The Main Graph shows the stock's trend.

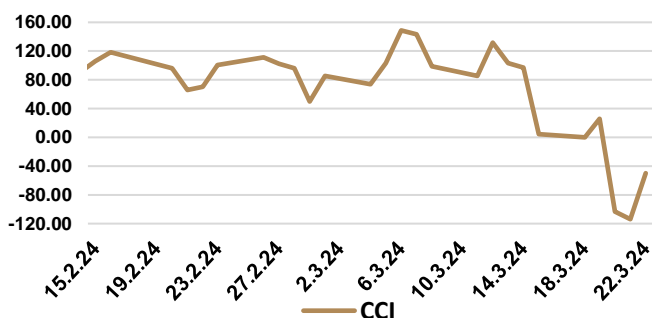


Figure 2: CCI indicates a potential buy signal

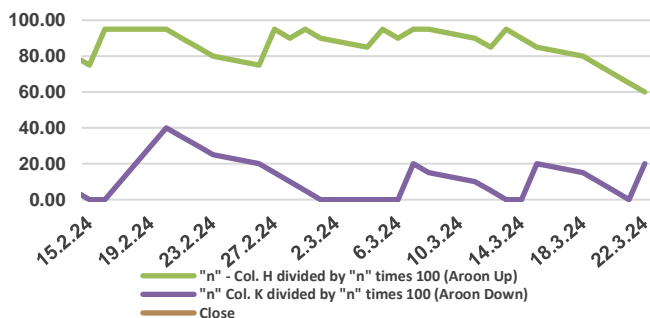


Figure 3: Aroon Indicator shows a buy signal

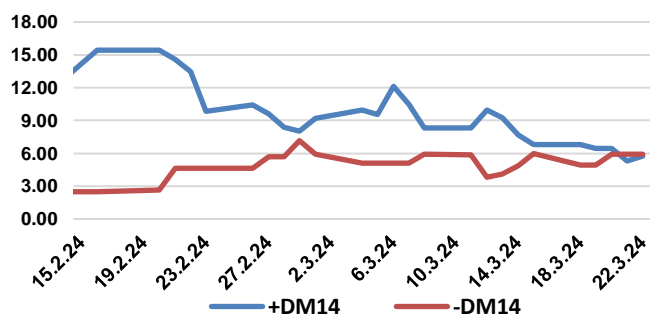


Figure 4: At the end -DM14 line is above +DM14 line

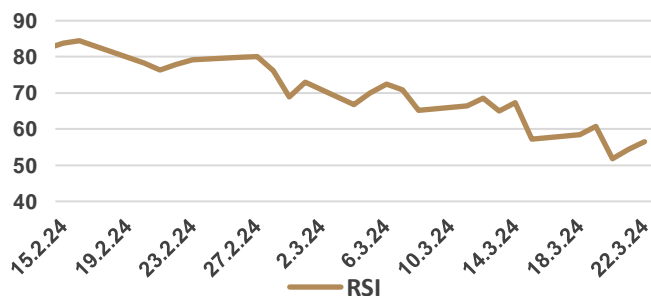


Figure 5: RSI is near 60

AbbVie Inc Description

AbbVie Inc. is a biopharmaceutical company that focuses on diversified research. The company is involved in various aspects of the pharmaceutical industry, including research and development, manufacturing, commercialization, and sales of medicines and therapies. AbbVie offers a wide range of products in different therapeutic categories. These categories include immunology products like Humira, Skyrizi, and Rinvoq, oncology products such as Imbruvica, ELAHERE and Venclexta/Venclyxto, aesthetics products like Botox Cosmetic and The Juvederm Collection of Fillers, neuroscience products including Botox Therapeutic, Vraylar, Duopa, and Duodopa, as well as Ubrelyv, eye care products consisting of Lumigan/Ganfort, Alphagan/Combigan, and Restasis, and other key products like Mavyret/Maviret, Creon, Lupron, Linzess/Constella, and Synthroid. These products are distributed to wholesalers, distributors, government agencies, healthcare facilities, and other entities. Additionally, AbbVie offers a PINK1 activator that specifically targets mitochondrial dysfunction.

Fundamental Approach

- AbbVie Inc. executive Jeffrey Ryan, the company's EVP and Chief Commercial Officer sells over \$10 million in company stock. Nicholas Donoghoe, the company's Executive Vice President and Chief Business Strategy Officer, also sells over \$3.7 million in company stock.
- AbbVie has closed its \$10.1 billion buyout of antibody-drug conjugate specialist ImmunoGen.
- AbbVie Expands Biologics Manufacturing Capacity with a \$223 Million Investment in Singapore Manufacturing Site.

Technical Analysis

As stated by the first figure the price of the stock is above MA 10, that is above MA 20. This demonstrates a strong uptrend direction. In figure 2 the CCI indicator shows a strong buy signal, but at 20/03/24 it falls under -100 suggesting a sell position. In graph 3 Aroon up is above Aroon down throughout, demonstrating a buy signal. Furthermore, in the DMA indicator +DM is mostly over -DM, with that changing at 20/03/24 where -DM surpasses +DM modifying it to a sell signal towards the end. Lastly, in graph 5 RSI is moving between 54 and 84 which means that the stock is overbought.

PREDICTION

Considering the recent stock trend combined with the latest news for the company, it is advisable to consider a long position in the stock. The recommendation is based on the technical analysis in the former paragraph.

DISCLAIMER

THE FINANCE CLUB OF UNIVERSITY OF MACEDONIA, THESSALONIKI, GREECE

The Finance Club of University of Macedonia - www.financeclub.gr is an independent non-profitable student organization founded by students of the University of Macedonia, Greece (UoM - www.uom.gr) that aims to build strong relations between the market and the University. Though based in the University of Macedonia, it also operates via associates in Aristotle University of Thessaloniki, Greece and other institutions. The Club's goal is to give its members the chance to view the market in a more practical approach rather than solely relying on the abstract knowledge offered by the university. In order to achieve this goal, the Club organizes various events like conferences, workshops and seminars. Moreover, its members are able to cooperate with companies by taking up real case projects to work on along with the managers of the associated companies. In addition, the Club is trying to build and expand its network among students, market professionals and professors therefore giving its members a very broad pool of potential partners and employers.

This report has been compiled by the authors mentioned above and published by them via the Finance Club UoM site and many other platforms. The club confirms that the authors are active members at the time this article is published but emphasizes the fact that opinions and views given by the authors in this article are their own views. Finance Club UoM takes no responsibility for the completeness or correctness of information provided. No investment advice is given with the text above and the reader should not take any financial position based on the information published in this article. The Club recommends extensive research by the reader before investing in any financial asset. General this report may be based on the information extracted from various sources including but not limited to various companies' and statistical agencies' websites, online portals, third-party research, annual reports etc. No representation or warranty of any kind is or may be made with respect to the accuracy or completeness of, and no representation or warranty should be inferred from, any projections or futuristic statement contained herein or any underlying assumptions. This article may include descriptions, statements, estimates and projections/futuristic statements with respect to current and anticipated performance of the underlying. Such statements, estimates and projections reflect various assumptions and best estimates made by the participants concerning anticipated results, whose assumptions and estimates may or may not prove to be accurate or correct. There are no assurances whatsoever that any statements, estimates or projections contained in this article, including without limitation any financial or business projections, accurately present in all material respects the underlying's financial and/or business position as of the respective dates specified and the results of its operations for any respective periods indicated. No copyright or trademark infringement is intended in any form.

© Copyright 2020. Finance Club UoM