

Figure 1: Stock graph shows the stock's trend

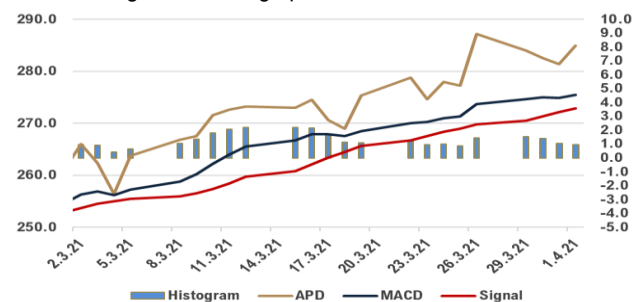


Figure 2: MACD indicates a potential buy signal

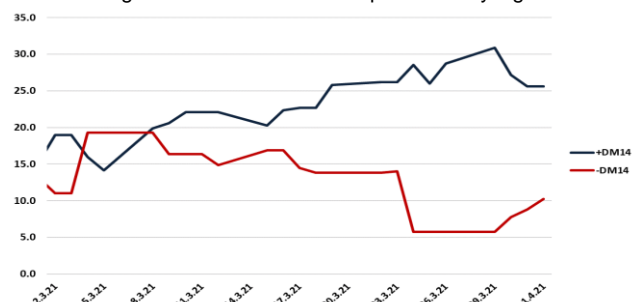


Figure 3: +DMI14 moved above -DMI14



Figure 4: Candle Bar Chart

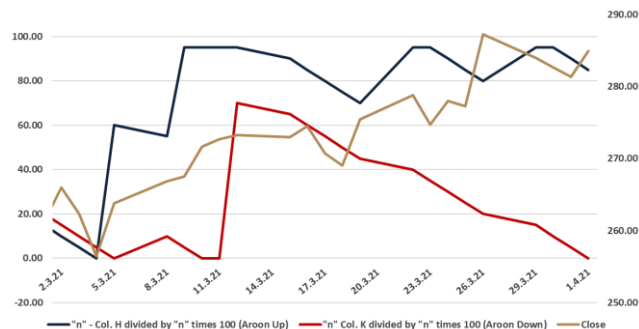


Figure 5: Aroon-Up crossed above Aroon-Down

Firm's Brief Description

Air Products and Chemicals, Inc., is an industrial gases company. The Company's Industrial Gases business provides atmospheric and process gases and related equipment to manufacturing markets, including refining and petrochemical, metals, electronics, and food and beverage. The Company is also a supplier of liquefied natural gas process technology and equipment. The Company operates through five segments: Industrial Gases-Americas, Industrial Gases-Europe, Middle East, and Africa (EMEA), Industrial Gases-Asia, Industrial Gases-Global, and Corporate and other.

Fundamental Approach

- Air Products signed a virtual power purchase agreement for wind electricity in Poland on 30th of March.
- Hydrogen generation market size is predicted to upsurge at 4.32% CAGR by 2027, owing to the increasing demand for greener & cleaner energy sources.
- APD is less volatile than 75% of US stocks over the past 3 months, typically moving +/- 4% a week.
- Q1 Industrial Gasses EMEA sales gained 13% Y/Y to \$563 million, operating income rose by 17% to \$142 million and operating margin jumped 25.1%

Technical Analysis

According to Figure 1, the 10-day MA crossed above the 20-day MA providing a potential buy signal. In Figure 2, MACD was above the signal line during the examined period, indicating a bullish trend in the stock and a possible buy signal. Moreover, +DMI14 surpassed -DMI14 on March 5th, demonstrating a potential bullish trend. In the Candle Bar chart (Figure 4) the positive changes were more than the negative changes from March 2nd to April 1st. Lastly, Aroon-Up, crossed above Aroon-Down as the fifth graph depicts, pointing out a probable buy signal.

Prediction

Considering the technical analysis above and the positive momentum of the stock, a potential buy signal is recommended. The news regarding the volatility of the APD stock over the past three months and the bullish trend as well further supports this prediction.

DISCLAIMER

THE FINANCE CLUB OF UNIVERSITY OF MACEDONIA, THESSALONIKI, GREECE

The Finance Club of University of Macedonia - www.financeclub.gr is an independent non-profitable student organization founded by students of the University of Macedonia, Greece (UoM - www.uom.gr) that aims to build strong relations between the market and the University. Though based in the University of Macedonia, it also operates via associates in Aristotle University of Thessaloniki, Greece and other institutions. The Club's goal is to give its members the chance to view the market in a more practical approach rather than solely relying on the abstract knowledge offered by the university. In order to achieve this goal, the Club organizes various events like conferences, workshops and seminars. Moreover, its members are able to cooperate with companies by taking up real case projects to work on along with the managers of the associated companies. In addition, the Club is trying to build and expand its network among students, market professionals and professors therefore giving its members a very broad pool of potential partners and employers.

This report has been compiled by the authors mentioned above and published by them via the Finance Club UoM site and many other platforms. The club confirms that the authors are active members at the time this article is published but emphasizes the fact that opinions and views given by the authors in this article are their own views. Finance Club UoM takes no responsibility for the completeness or correctness of information provided. No investment advice is given with the text above and the reader should not take any financial position based on the information published in this article. The Club recommends extensive research by the reader before investing in any financial asset. General this report may be based on the information extracted from various sources including but not limited to various companies' and statistical agencies' websites, online portals, third-party research, annual reports etc. No representation or warranty of any kind is or may be made with respect to the accuracy or completeness of, and no representation or warranty should be inferred from, any projections or futuristic statement contained herein or any underlying assumptions. This article may include descriptions, statements, estimates and projections/futuristic statements with respect to current and anticipated performance of the underlying. Such statements, estimates and projections reflect various assumptions and best estimates made by the participants concerning anticipated results, whose assumptions and estimates may or may not prove to be accurate or correct. There are no assurances whatsoever that any statements, estimates or projections contained in this article, including without limitation any financial or business projections, accurately present in all material respects the underlying's financial and/or business position as of the respective dates specified and the results of its operations for any respective periods indicated. No copyright or trademark infringement is intended in any form.

© Copyright 2020. Finance Club UoM