

Figure 1: The Main Graph shows the stock's trend.

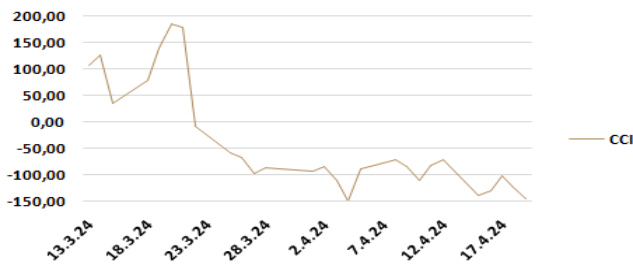


Figure 2: CCI indicates a strong sell signal

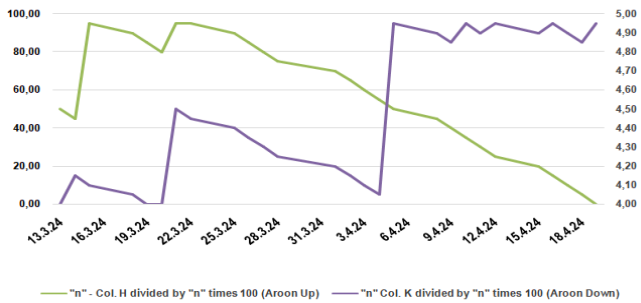


Figure 3: Aroon Indicator shows a sell signal

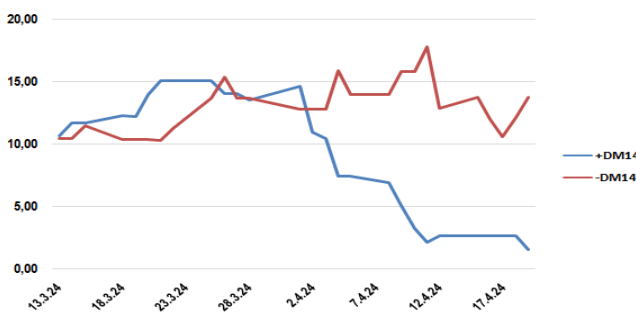


Figure 4: The DMI+ line is below the DMI- line



Figure 5: RSI is at 40

Firm's Brief Description

Visa Inc. functions as a payment technology firm both domestically within the United States and internationally. Its operations include running VisaNet, a network for processing transactions that facilitates authorization, clearing, and settlement of payments. The company offers various card products like credit, debit, and prepaid cards, alongside services such as tap to pay, tokenization, and click to pay. Additionally, Visa provides solutions like Visa Direct for transferring funds, Visa B2B Connect for cross-border business payments, and Visa Cross-Border Solution for international consumer payments. It also operates Visa DPS, delivering value-added services like fraud prevention, dispute management, data analytics, and digital solutions. Visa further offers acceptance solutions through Cybersource, which connects merchants to payment processing services, as well as risk and identity solutions like Visa Advanced Authorization and Visa Secure for fraud prevention. Moreover, Visa provides consulting and analytics services for payments under various brand names such as Visa, Visa Electron, Interlink, V PAY, and PLUS. Its clientele includes merchants, financial institutions, and government entities. Founded in 1958, Visa Inc. is headquartered in San Francisco, California.

Fundamental Approach

- Visa Foundation's \$2million support for First Nations-led businesses
- Golden visa programs of Greece and Cyprus offering residency-by-investment modified
- Baird increased its price target for Visa shares to \$320 from \$314, maintaining an Outperform rating.

Technical Analysis

According to Figure 1, despite an initial bullish trend, there has been a steady downward movement in the stock price, since the beginning of April. Regarding specific indicators, starting with the Directional Movement Index, indicative of the stock price momentum, the -DI line being positioned above the respective +DI one signals a stronger downward movement than upward, providing us with our first "sell" signal. Using the CCI as an oscillator index, the current levels below zero indicate weakness and suggest a potential downtrend in the stock price, since the current stock price is lower than the historical average. Moreover, interpreting the Aroon Index, we can deduce that the Aroon Down line surpassing the Aroon Up line signifies that a low has occurred more recently than a high, probably signaling a bearish trend. Lastly, the RSI indicator, making use of the average gain and average loss within its formula, when hovering between the values of 40 and 50 indicates neither overbought nor oversold conditions but rather a balanced state in the relative strength of the stock.

Prediction

Considering the information derived from both the graphs and the respective indicators' values, the technical analysis of the stock of "Visa" indicates strong "sell" signals for the traders.

DISCLAIMER

THE FINANCE CLUB OF UNIVERSITY OF MACEDONIA, THESSALONIKI, GREECE

The Finance Club of University of Macedonia - www.financeclub.gr is an independent non-profitable student organization founded by students of the University of Macedonia, Greece (UoM - www.uom.gr) that aims to build strong relations between the market and the University. Though based in the University of Macedonia, it also operates via associates in Aristotle University of Thessaloniki, Greece and other institutions. The Club's goal is to give its members the chance to view the market in a more practical approach rather than solely relying on the abstract knowledge offered by the university. In order to achieve this goal, the Club organizes various events like conferences, workshops and seminars. Moreover, its members are able to cooperate with companies by taking up real case projects to work on along with the managers of the associated companies. In addition, the Club is trying to build and expand its network among students, market professionals and professors therefore giving its members a very broad pool of potential partners and employers.

This report has been compiled by the authors mentioned above and published by them via the Finance Club UoM site and many other platforms. The club confirms that the authors are active members at the time this article is published but emphasizes the fact that opinions and views given by the authors in this article are their own views. Finance Club UoM takes no responsibility for the completeness or correctness of information provided. No investment advice is given with the text above and the reader should not take any financial position based on the information published in this article. The Club recommends extensive research by the reader before investing in any financial asset. General this report may be based on the information extracted from various sources including but not limited to various companies' and statistical agencies' websites, online portals, third-party research, annual reports etc. No representation or warranty of any kind is or may be made with respect to the accuracy or completeness of, and no representation or warranty should be inferred from, any projections or futuristic statement contained herein or any underlying assumptions. This article may include descriptions, statements, estimates and projections/futuristic statements with respect to current and anticipated performance of the underlying. Such statements, estimates and projections reflect various assumptions and best estimates made by the participants concerning anticipated results, whose assumptions and estimates may or may not prove to be accurate or correct. There are no assurances whatsoever that any statements, estimates or projections contained in this article, including without limitation any financial or business projections, accurately present in all material respects the underlying's financial and/or business position as of the respective dates specified and the results of its operations for any respective periods indicated. No copyright or trademark infringement is intended in any form.

© Copyright 2020. Finance Club UoM