

Figure 1: Stock graph shows the bullish trend

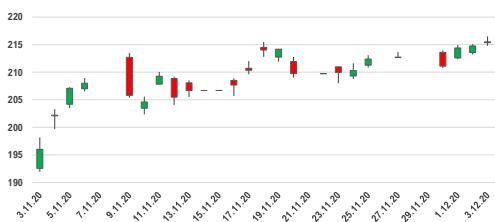


Figure 2: Candle chart shows that the green candles are the majority.

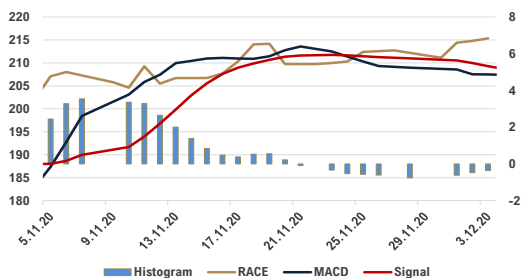


Figure 3: MACD indicates a potential buy signal.

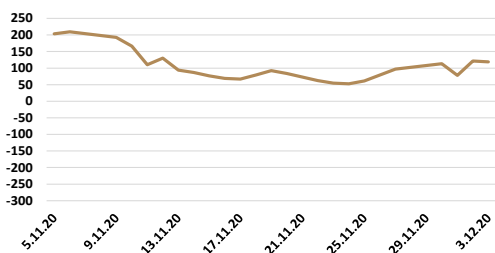


Figure 4: CCI Indicator

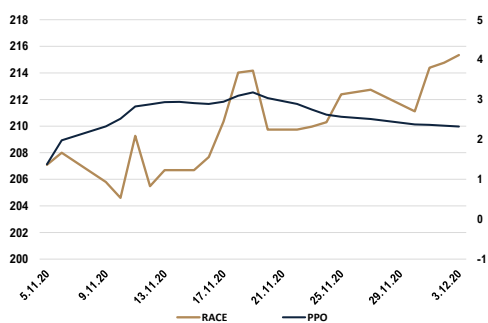


Figure 5: PPO depicts a potential buy signal.

Firm's Brief Description

Ferrari NV, known as Ferrari, is an Italy-based designer, manufacturer and retailer of sports cars that is incorporated in the Netherlands. It operates under the Ferrari brand. Its sports cars portfolio includes, among others, F12berlinetta, FF, Ferrari 488 GTB, 488 Spider, 458 Speciale, Ferrari California T, F12tdf and LaFerrari. The Company also offers financing services through Ferrari Financial Services. It also produces limited series and one-off cars. The Company divides its regional markets in EMEA (Europe, the Middle East, India and Africa), Americas, Greater China and Rest of APAC (Asia-Pacific region, excluding Greater China) and is active in over 60 markets worldwide through a network of authorized dealers.

Fundamental Approach

- Demand for Ferrari supercars bounces back to Pre-Pandemic Level.
- Ferrari finds buyers in Singapore despite the Pandemic, with a 2020 demand reaching 90% of 2019.
- Ferrari unveils a drop-top version of its debut plug-in hybrid, in a bid to make 60% of sales from hybrid technology by 2022.

Technical Analysis

According to the examined period, from 3.11.2020-3.12.2020 there are 4 secondary movements. Overall, the movement is bullish. In figure 1, the MA10 is moving above MA20 indicating a potential buy signal. Moreover, in the second graph, the majority of the candles are green. MACD in figure 3 provides a potential buy signal as is fluctuating above zero line and the histogram has already started to converge to the zero line as well. In the 4th graph, CCI is set above +100 level, providing a buy signal. Finally, in the figure 5 PPO is positive as the short-term MA is above the long-term MA.

Prediction

Considering the strong bullish trend of this stock combined with the expecting new plug-in hybrid model in the upcoming years, establish a potential buy signal. Moreover, for a weekly and monthly period, technical analysis signals suggest a bullish trend. The strong rebound for demand to the pre-pandemic levels and more particularly the high demand coming up to 90% of 2019 in Singapore, reveals a healthy and promising a-lot company.

DISCLAIMER

THE FINANCE CLUB OF UNIVERSITY OF MACEDONIA, THESSALONIKI, GREECE

The Finance Club of University of Macedonia - www.financeclub.gr is an independent non-profitable student organization founded by students of the University of Macedonia, Greece (UoM - www.uom.gr) that aims to build strong relations between the market and the University. Though based in the University of Macedonia, it also operates via associates in Aristotle University of Thessaloniki, Greece and other institutions. The Club's goal is to give its members the chance to view the market in a more practical approach rather than solely relying on the abstract knowledge offered by the university. In order to achieve this goal, the Club organizes various events like conferences, workshops and seminars. Moreover, its members are able to cooperate with companies by taking up real case projects to work on along with the managers of the associated companies. In addition, the Club is trying to build and expand its network among students, market professionals and professors therefore giving its members a very broad pool of potential partners and employers.

This report has been compiled by the authors mentioned above and published by them via the Finance Club UoM site and many other platforms. The club confirms that the authors are active members at the time this article is published but emphasizes the fact that opinions and views given by the authors in this article are their own views. Finance Club UoM takes no responsibility for the completeness or correctness of information provided. No investment advice is given with the text above and the reader should not take any financial position based on the information published in this article. The Club recommends extensive research by the reader before investing in any financial asset. General this report may be based on the information extracted from various sources including but not limited to various companies' and statistical agencies' websites, online portals, third-party research, annual reports etc. No representation or warranty of any kind is or may be made with respect to the accuracy or completeness of, and no representation or warranty should be inferred from, any projections or futuristic statement contained herein or any underlying assumptions. This article may include descriptions, statements, estimates and projections/futuristic statements with respect to current and anticipated performance of the underlying. Such statements, estimates and projections reflect various assumptions and best estimates made by the participants concerning anticipated results, whose assumptions and estimates may or may not prove to be accurate or correct. There are no assurances whatsoever that any statements, estimates or projections contained in this article, including without limitation any financial or business projections, accurately present in all material respects the underlying's financial and/or business position as of the respective dates specified and the results of its operations for any respective periods indicated. No copyright or trademark infringement is intended in any form.

© Copyright 2020. Finance Club UoM