

Figure 1: The Main Graph shows the stock's trend.

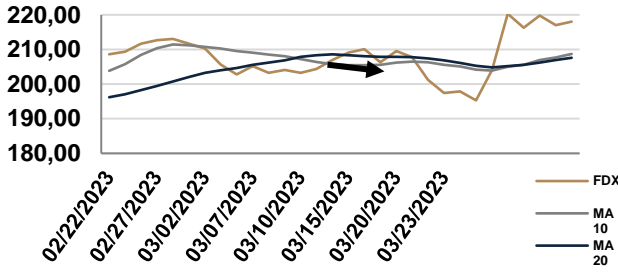


Figure 2: CCI indicates a buy signal

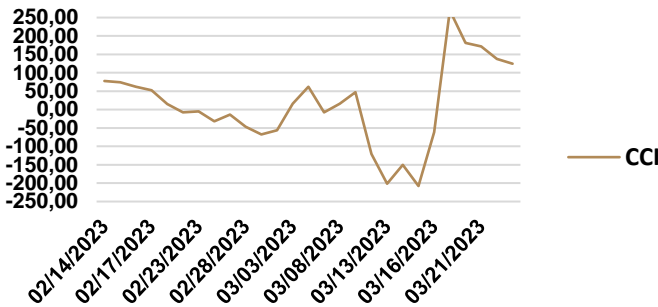


Figure 3: Aroon Indicator shows a potential buy signal

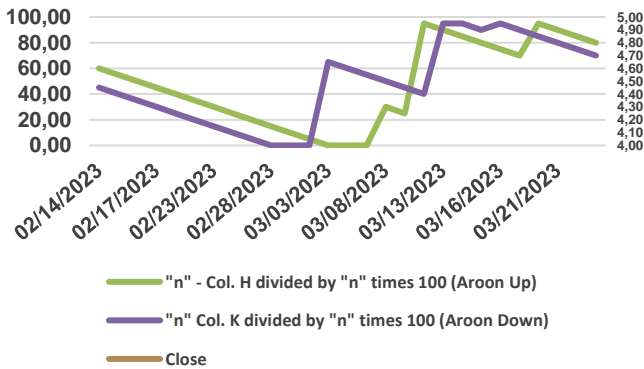


Figure 4: DMI indicates a buy signal

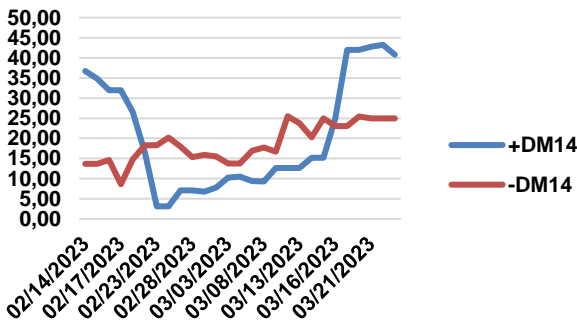
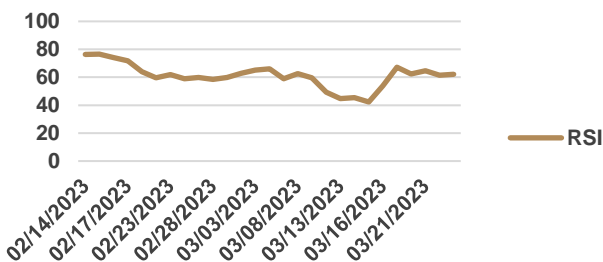


Figure 5: RSI is between 30 and 70



Firm's Brief Description

FedEx Corporation provides transportation, e-commerce, and business services in the United States and internationally. The company's FedEx Express segment offers express transportation, small-package ground delivery, and freight transportation services; time-critical transportation services; and cross-border enablement, technology, and e-commerce transportation solutions. Its FedEx Ground segment provides day-certain delivery services to businesses and residences. The company's FedEx Freight segment offers less-than-truckload freight transportation services. As of May 31, 2022, this segment had approximately 30,000 vehicles and 400 service centers. Its FedEx Services segment provides sales, marketing, information technology, communications, customer service, technical support, billing and collection, and back-office support services. The company's Corporate, Other and Eliminations segment offers integrated supply chain management solutions, specialty transportation, customs brokerage, and global ocean and air freight forwarding services; and document and business services, as well as retail access to its customers for its package transportation businesses. FedEx Corporation was founded in 1971 and is based in Memphis, Tennessee.

Fundamental Approach

- FedEx managed to raise its fiscal 2023 profit forecast in order to shave \$3.7 billion in costs from its global delivery business. Thus, the company sent its shares up more than 11% for last Thursday.
- However, on Wednesday 22th the company's stock fell again from \$220,31 to \$217,06 due to the financial recession in USA and Europe.
- FedEx's measures for cutting its raised costs are focused on shuttering offices, cutting jobs, reducing flights, grounding airplanes and canceling profit-sapping Sunday deliveries in far-flung areas.

Technical Analysis

Regarding the main graph (Figure 1), FedEx's stock price is above the MA 10 and the MA 20 is below the MA 10. As a result, there is a slight uptrend in FedEx's stock price that indicates a buy approach. According to the CCI indicator (Figure 2), the index is above 100, but tends to fall below 100 which shows a buy sign with a slight direction to sell. Considering the Aroon Indicator (Figure 3), it is argued that the Aroon Down line is below the Aroon Up one, establishing a buy signal. The +DI line is clearly above the -DI line in the fourth graph for the DMI Index (Figure 4), indicating a buy signal for FedEx's stock. Last but not least, by examining the RSI indicator (Figure 5), it appears to be around 60, which depicts a neutral signal.

Prediction

Taking into consideration all the above indexes from the technical analysis and the latest news we conclude that a long position is slightly recommended as we don't have a strong buy signal because of the neutral signs.

DISCLAIMER

THE FINANCE CLUB OF UNIVERSITY OF MACEDONIA, THESSALONIKI, GREECE

The Finance Club of University of Macedonia - www.financeclub.gr is an independent non-profitable student organization founded by students of the University of Macedonia, Greece (UoM - www.uom.gr) that aims to build strong relations between the market and the University. Though based in the University of Macedonia, it also operates via associates in Aristotle University of Thessaloniki, Greece and other institutions. The Club's goal is to give its members the chance to view the market in a more practical approach rather than solely relying on the abstract knowledge offered by the university. In order to achieve this goal, the Club organizes various events like conferences, workshops and seminars. Moreover, its members are able to cooperate with companies by taking up real case projects to work on along with the managers of the associated companies. In addition, the Club is trying to build and expand its network among students, market professionals and professors therefore giving its members a very broad pool of potential partners and employers.

This report has been compiled by the authors mentioned above and published by them via the Finance Club UoM site and many other platforms. The club confirms that the authors are active members at the time this article is published but emphasizes the fact that opinions and views given by the authors in this article are their own views. Finance Club UoM takes no responsibility for the completeness or correctness of information provided. No investment advice is given with the text above and the reader should not take any financial position based on the information published in this article. The Club recommends extensive research by the reader before investing in any financial asset. General this report may be based on the information extracted from various sources including but not limited to various companies' and statistical agencies' websites, online portals, third-party research, annual reports etc. No representation or warranty of any kind is or may be made with respect to the accuracy or completeness of, and no representation or warranty should be inferred from, any projections or futuristic statement contained herein or any underlying assumptions. This article may include descriptions, statements, estimates and projections/futuristic statements with respect to current and anticipated performance of the underlying. Such statements, estimates and projections reflect various assumptions and best estimates made by the participants concerning anticipated results, whose assumptions and estimates may or may not prove to be accurate or correct. There are no assurances whatsoever that any statements, estimates or projections contained in this article, including without limitation any financial or business projections, accurately present in all material respects the underlying's financial and/or business position as of the respective dates specified and the results of its operations for any respective periods indicated. No copyright or trademark infringement is intended in any form.

© **Copyright 2023. Finance Club UoM**