

Figure 1: The Main Graph shows the stock's trend.

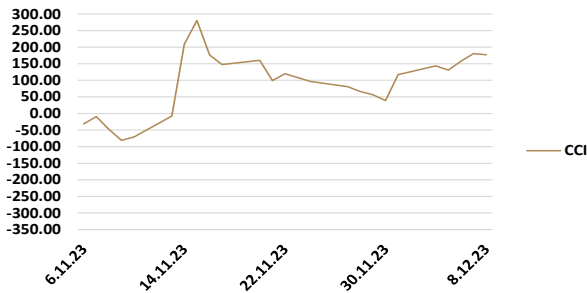


Figure 2: CCI's consistent high movements since 14.11.2023

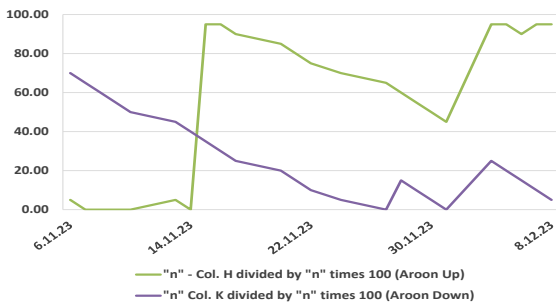


Figure 3: Aroon indicating a sustained upward trend

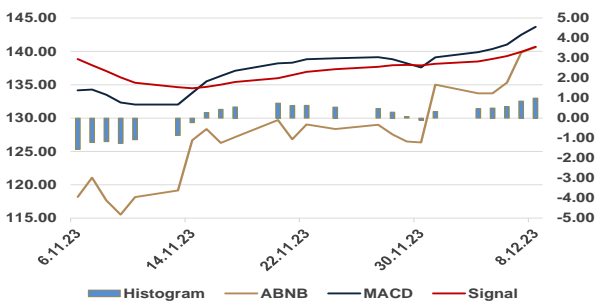


Figure 4: MACD maintains a lead over the Signal line

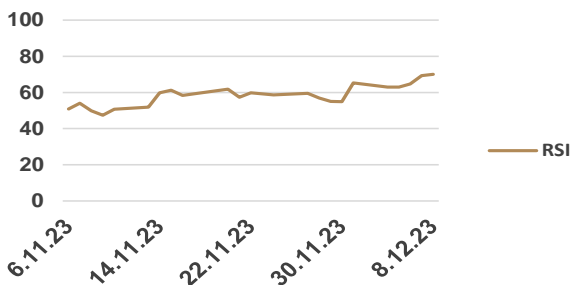


Figure 5: RSI nearing 70 on 12.8.2023

Firm's Brief Description

Airbnb, Inc. primarily operates a global platform for stays and experiences. The Company's marketplace model connects hosts and guests online or through mobile devices to book spaces and experiences around the world. It partners with hosts throughout the process of setting up their listings, including scheduling, merchandising, integrated payments, community support, host protection, pricing guidance and feedback from reviews. It's Website and mobile applications provide its guests with a way to explore a variety of homes and experiences and an easy way to book them. Its hosts fall into two categories: individual and professional. Individual hosts list their spaces, including private rooms, primary homes or vacation homes, on Airbnb. Professional hosts are those who run property management and generally use application programming interfaces to list their properties on its platform.

Fundamental Approach

- Airbnb slashed at Jefferies on expected slowdown in bookings: 4 big analyst cuts
- Airbnb acquires AI startup GamePlanner.AI
- Airbnb Disputes 'Collapse' in Host Revenue, Sees Strong Demand

Technical Analysis

As we can see by the Figure 1, over the past month, the stock has demonstrated a clear upward trend, resulting in a remarkable total return of 19%. In Figure 2 CCI's consistent high movement since 14.11.2023 suggests sustained bullish momentum, but caution is warranted as a divergence trend with price may indicate a potential weakening of this upward trend. In Figure 3 the Aroon indicators Up line crossing above Down on 14.11.2023 supported the uptrend initiation. Currently, Aroon Up nearing 100, coupled with Aroon Down near 0, indicating a sustained upward trend. Furthermore, in Figure 4 we can see that since 1.12.2023, the MACD line consistently maintains a substantial lead over the Signal line, indicating sustained strong bullish momentum. Lastly, In Figure 5, apart from the RSI nearing 70 on 12.8.2023, there's limited additional insight provided by this indicator.

Prediction

Despite conflicting reports, the technical analysis points to sustained bullish momentum in Airbnb's stock. Strong indications from CCI, Aroon, and MACD suggest a potential continuation of the upward trend. Based on the technical analysis, you should buy the stock. However, caution is advised due to diverging narratives.

DISCLAIMER

THE FINANCE CLUB OF UNIVERSITY OF MACEDONIA, THESSALONIKI, GREECE

The Finance Club of University of Macedonia - www.financeclub.gr is an independent non-profitable student organization founded by students of the University of Macedonia, Greece (UoM - www.uom.gr) that aims to build strong relations between the market and the University. Though based in the University of Macedonia, it also operates via associates in Aristotle University of Thessaloniki, Greece and other institutions. The Club's goal is to give its members the chance to view the market in a more practical approach rather than solely relying on the abstract knowledge offered by the university. In order to achieve this goal, the Club organizes various events like conferences, workshops and seminars. Moreover, its members are able to cooperate with companies by taking up real case projects to work on along with the managers of the associated companies. In addition, the Club is trying to build and expand its network among students, market professionals and professors therefore giving its members a very broad pool of potential partners and employers.

This report has been compiled by the authors mentioned above and published by them via the Finance Club UoM site and many other platforms. The club confirms that the authors are active members at the time this article is published but emphasizes the fact that opinions and views given by the authors in this article are their own views. Finance Club UoM takes no responsibility for the completeness or correctness of information provided. No investment advice is given with the text above and the reader should not take any financial position based on the information published in this article. The Club recommends extensive research by the reader before investing in any financial asset. General this report may be based on the information extracted from various sources including but not limited to various companies' and statistical agencies' websites, online portals, third-party research, annual reports etc. No representation or warranty of any kind is or may be made with respect to the accuracy or completeness of, and no representation or warranty should be inferred from, any projections or futuristic statement contained herein or any underlying assumptions. This article may include descriptions, statements, estimates and projections/futuristic statements with respect to current and anticipated performance of the underlying. Such statements, estimates and projections reflect various assumptions and best estimates made by the participants concerning anticipated results, whose assumptions and estimates may or may not prove to be accurate or correct. There are no assurances whatsoever that any statements, estimates or projections contained in this article, including without limitation any financial or business projections, accurately present in all material respects the underlying's financial and/or business position as of the respective dates specified and the results of its operations for any respective periods indicated. No copyright or trademark infringement is intended in any form.

© Copyright 2020. Finance Club UoM