

Figure 1: The Main Graph shows the stock's trend.

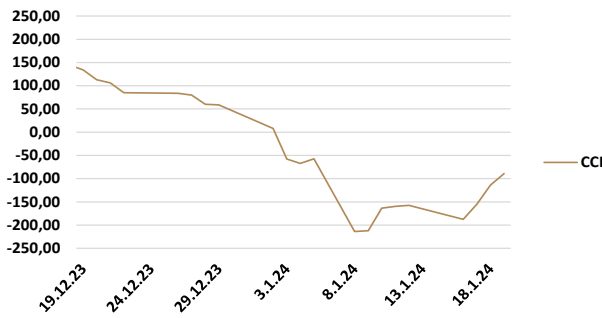


Figure 2: CCI indicates a potential sell signal

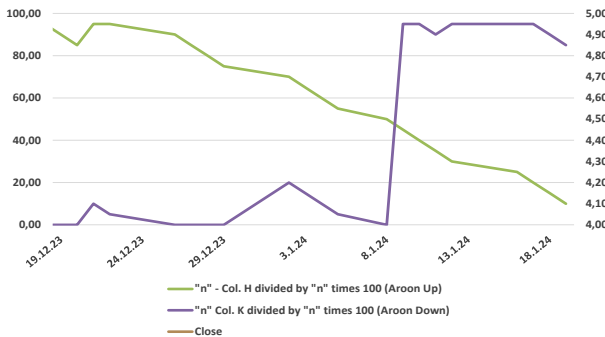


Figure 3: Aroon Indicator shows a sell signal

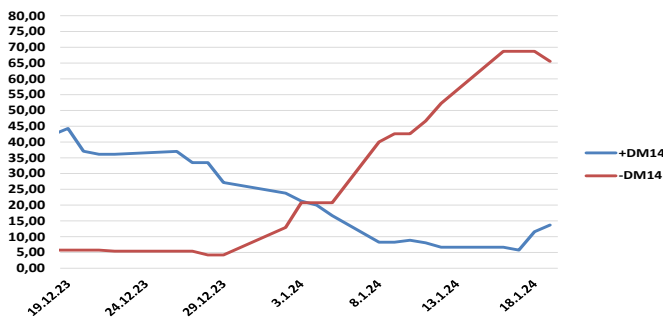


Figure 4: DMI indicates a sell signal

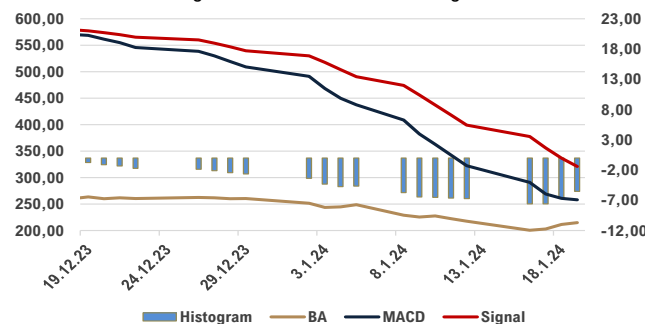


Figure 5: MACD indicates a sell signal

Firm's Brief Description

Boeing, and its subsidiaries, is a global aerospace company operating in four segments: Commercial Airplanes, Defense, Space & Security, Global Services, and Boeing Capital. The Commercial Airplanes segment focuses on designing, manufacturing, and supporting commercial jet aircraft. The Defense, Space & Security segment is involved in military aircraft, weapons systems, intelligence solutions, and satellite systems. Global Services provides various services to commercial and defense customers, including logistics, maintenance, and training. Boeing Capital manages financing for equipment and investments. Established in 1916, the company is headquartered in Arlington, Virginia.

Fundamental Approach

- Boeing shares fell as much as 8.4% in New York trading Tuesday, while Spirit AeroSystems Holdings Inc.
- Boeing's stock tumbles after report warns investigation will open 'a whole new can of worms'.
- Boeing seeks Ryanair support with checks after mid-air blowout.

Technical Analysis

Based on Figure 1, a newly formed down-trend is depicted in the last 15 days with the stock's price plunging below MA 10 and MA 20. In Figure 2, even though the CCI indicator shows a buy signal at the beginning, a strong sell position is recommended as it has fallen below -100 recently. In figure 3 the Aroon indicator shows buy signal from 19/12 but, that changes at 9/1 when Aroon down surpasses Aroon up giving us a strong sell signal. In figure 4 although the DMI starts with a buy signal, there is a crossover point at the beginning of the year changing that to a sell sign. Lastly, the MACD figure 5 provides additional confirmation about the stock's trend, because the MACD line is clearly below the signal line.

Prediction

Taking into account the recent path of the stock market along with the latest information, it is advisable to consider a short position in the stock. This recommendation is reinforced by the technical analysis provided in the preceding paragraph.

DISCLAIMER

THE FINANCE CLUB OF UNIVERSITY OF MACEDONIA, THESSALONIKI, GREECE

The Finance Club of University of Macedonia - www.financeclub.gr is an independent non-profitable student organization founded by students of the University of Macedonia, Greece (UoM - www.uom.gr) that aims to build strong relations between the market and the University. Though based in the University of Macedonia, it also operates via associates in Aristotle University of Thessaloniki, Greece and other institutions. The Club's goal is to give its members the chance to view the market in a more practical approach rather than solely relying on the abstract knowledge offered by the university. In order to achieve this goal, the Club organizes various events like conferences, workshops and seminars. Moreover, its members are able to cooperate with companies by taking up real case projects to work on along with the managers of the associated companies. In addition, the Club is trying to build and expand its network among students, market professionals and professors therefore giving its members a very broad pool of potential partners and employers.

This report has been compiled by the authors mentioned above and published by them via the Finance Club UoM site and many other platforms. The club confirms that the authors are active members at the time this article is published but emphasizes the fact that opinions and views given by the authors in this article are their own views. Finance Club UoM takes no responsibility for the completeness or correctness of information provided. No investment advice is given with the text above and the reader should not take any financial position based on the information published in this article. The Club recommends extensive research by the reader before investing in any financial asset. General this report may be based on the information extracted from various sources including but not limited to various companies' and statistical agencies' websites, online portals, third-party research, annual reports etc. No representation or warranty of any kind is or may be made with respect to the accuracy or completeness of, and no representation or warranty should be inferred from, any projections or futuristic statement contained herein or any underlying assumptions. This article may include descriptions, statements, estimates and projections/futuristic statements with respect to current and anticipated performance of the underlying. Such statements, estimates and projections reflect various assumptions and best estimates made by the participants concerning anticipated results, whose assumptions and estimates may or may not prove to be accurate or correct. There are no assurances whatsoever that any statements, estimates or projections contained in this article, including without limitation any financial or business projections, accurately present in all material respects the underlying's financial and/or business position as of the respective dates specified and the results of its operations for any respective periods indicated. No copyright or trademark infringement is intended in any form.

© Copyright 2020. Finance Club UoM