

Figure 1: Stock graph shows the bullish trend

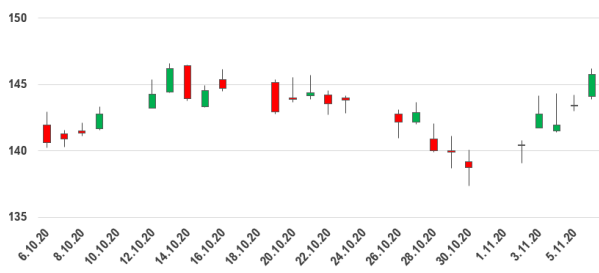


Figure 2: Candle chart shows an equal distribution of positive and negative changes.

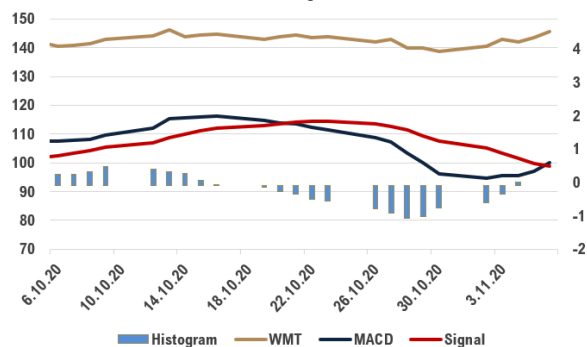


Figure 3: MACD indicates a potential buy signal.

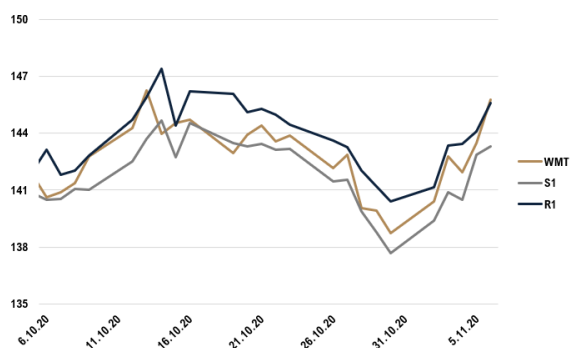
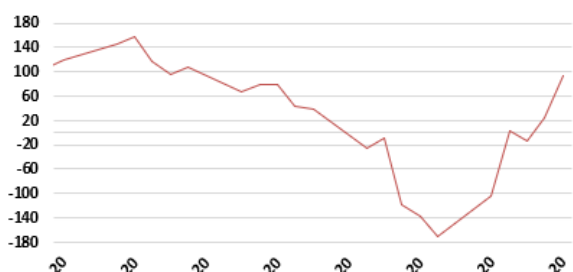


Figure 4: Support & Resistance levels Chart



Firm's Brief Description

Walmart Inc., formerly Wal-Mart Stores, Inc., is engaged in the operation of retail, wholesale and other units in various formats around the world. The Company offers an assortment of merchandise and services at everyday low prices (EDLP). The Company operates through three segments: Walmart U.S., Walmart International and Sam's Club. The Walmart U.S. segment includes the Company's mass merchant concept in the United States operating under the Walmart brands, as well as digital retail. The Walmart International segment consists of the Company's operations outside of the United States, including various retail Websites. The Sam's Club segment includes the warehouse membership clubs in the United States, as well as samsclub.com. The Company operates approximately 11,600 stores under 59 banners in 28 countries and e-commerce Websites in 11 countries.

Fundamental Approach

- The company is set to sell its operations in Argentina, taking a 1-billion hit.
- Walmart in negotiations with Comcast Corp for a Smart TV development and distribution deal.
- Firearms and ammunition products returned to U.S. stores, after being pulled due to civil unrest.

Technical Analysis

According to the examined period, a bullish trend arose with an average price of 142.63 and a St. Dev. Around 1.92. Figure 1 depicts the close prices of the last month with MA 10 and MA20. There were 4 secondary movements, namely 2 uptrends and 2 downtrends. From Figure 2 it was derived that there was an almost equal amount of negative and positive changes. According to Figure 3, MACD crosses above the signal line, indicating a buy signal. The support level was formed at 147.37 and the resistance was formed at 140.39 respectively (Figure 4). According to Figure 5, CCI is above +100, showing a potential buy signal.

Prediction

Considering the bullish trend of the market and the positive momentum of the stock, our research team suggests a potential buy signal. The above prediction was derived by the technical analysis which is cited in this report.

DISCLAIMER

THE FINANCE CLUB OF UNIVERSITY OF MACEDONIA, THESSALONIKI, GREECE

The Finance Club of University of Macedonia - www.financeclub.gr is an independent non-profitable student organization founded by students of the University of Macedonia, Greece (UoM - www.uom.gr) that aims to build strong relations between the market and the University. Though based in the University of Macedonia, it also operates via associates in Aristotle University of Thessaloniki, Greece and other institutions. The Club's goal is to give its members the chance to view the market in a more practical approach rather than solely relying on the abstract knowledge offered by the university. In order to achieve this goal, the Club organizes various events like conferences, workshops and seminars. Moreover, its members are able to cooperate with companies by taking up real case projects to work on along with the managers of the associated companies. In addition, the Club is trying to build and expand its network among students, market professionals and professors therefore giving its members a very broad pool of potential partners and employers.

This report has been compiled by the authors mentioned above and published by them via the Finance Club UoM site and many other platforms. The club confirms that the authors are active members at the time this article is published but emphasizes the fact that opinions and views given by the authors in this article are their own views. Finance Club UoM takes no responsibility for the completeness or correctness of information provided. No investment advice is given with the text above and the reader should not take any financial position based on the information published in this article. The Club recommends extensive research by the reader before investing in any financial asset. General this report may be based on the information extracted from various sources including but not limited to various companies' and statistical agencies' websites, online portals, third-party research, annual reports etc. No representation or warranty of any kind is or may be made with respect to the accuracy or completeness of, and no representation or warranty should be inferred from, any projections or futuristic statement contained herein or any underlying assumptions. This article may include descriptions, statements, estimates and projections/futuristic statements with respect to current and anticipated performance of the underlying. Such statements, estimates and projections reflect various assumptions and best estimates made by the participants concerning anticipated results, whose assumptions and estimates may or may not prove to be accurate or correct. There are no assurances whatsoever that any statements, estimates or projections contained in this article, including without limitation any financial or business projections, accurately present in all material respects the underlying's financial and/or business position as of the respective dates specified and the results of its operations for any respective periods indicated. No copyright or trademark infringement is intended in any form.

© Copyright 2020. Finance Club UoM