

Figure 1: The Main Graph shows the stock's trend.

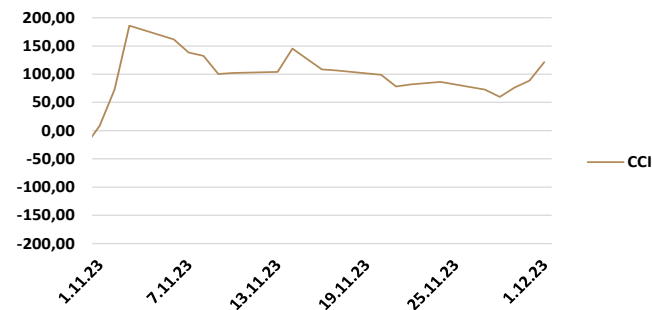


Figure 2: CCI indicates a buy signal

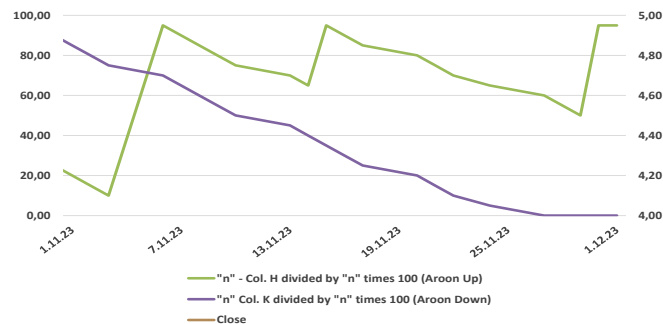


Figure 3: Aroon Indicator shows a buy signal

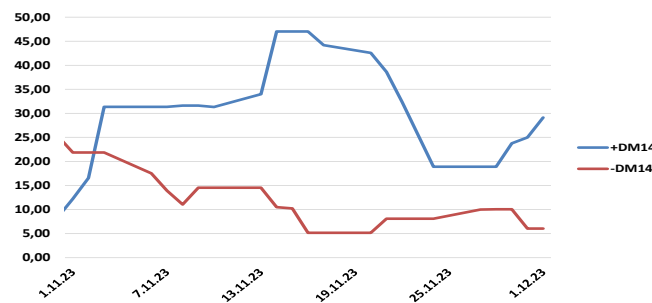


Figure 4: DMI indicates a buy signal

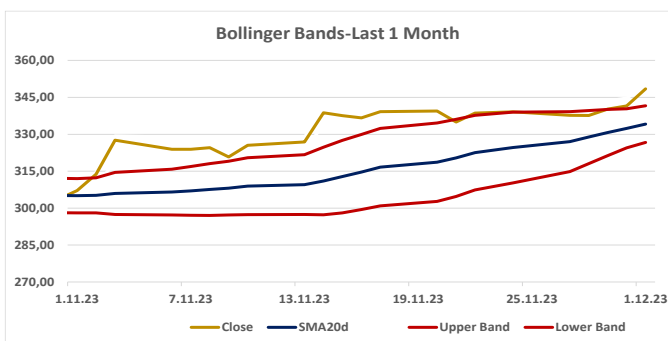


Figure 5: Bollinger Bands shows a sell signal

## Firm's Brief Description

Goldman Sachs Group, Inc. is a worldwide financial institution that provides a spectrum of financial services spanning investment banking, securities, investment management, and consumer banking to a diverse clientele comprising corporations, financial entities, governments, and individuals. The company is divided into segments encompassing Global Banking & Markets, Asset & Wealth Management, and Platform Solutions. Global Banking & Markets handles financing, advisory services, risk distribution, and hedging for its institutional and corporate clients, covering areas like Fixed Income, Currency and Commodities (FICC), Equities, Investment Banking, and Marquee services. Asset & Wealth Management focuses on offering guidance, investment opportunities, and execution for both institutional entities and individuals operating across public and private markets. The Platform Solutions division encompasses consumer platforms involving partnerships that offer credit cards, point-of-sale financing, and other platform-based businesses like transaction banking.

## Fundamental Approach

- Apple approaches Goldman Sachs to wind down card partnership.
- UK regular pay rising faster than inflation again, Goldman Sachs profits fall by a third-as it happened.
- Goldman Sachs raises US\$4 billion for latest infrastructure fund.

## Technical Analysis

According to Figure 1 the stock prices follow bullish trends, as they continuously rise, even though there has been a pullback tendency in the last week. Furthermore, as we see in this Figure the stock price is clearly above MA 10 and MA 20 which proves an uptrend direction. In Figure 2 there is an intensely uptrend momentum for the first 5 days even though lately a steady but slow decline in the CCI Index had been observed having reached the minimum level of 60. However, in the last few days there was an upward trend again crossing the value of 100. The Aroon Indicator's buy signal, as depicted in Figure 3, becomes particularly compelling when the Aroon Up line consistently outweighs the Aroon Down line. This scenario typically suggests a strong and sustained upward trend in the asset's price. In addition, the DMI (Figure 4) moreover proves the buy signal since the +DM14 is above the -DM14. Lastly, the Bollinger Bands Indicator in Figure 5 suggests a sell signal, indicated by the Upper Band line being positioned below the Close line.

## Prediction

Taking into consideration the recent uptrend tendencies depicted by the shown indexes, the 3 indicators and the latest investment news, a worthwhile long position is recommended.

## DISCLAIMER

### THE FINANCE CLUB OF UNIVERSITY OF MACEDONIA, THESSALONIKI, GREECE

The Finance Club of University of Macedonia - [www.financeclub.gr](http://www.financeclub.gr) is an independent non-profitable student organization founded by students of the University of Macedonia, Greece (UoM - [www.uom.gr](http://www.uom.gr)) that aims to build strong relations between the market and the University. Though based in the University of Macedonia, it also operates via associates in Aristotle University of Thessaloniki, Greece and other institutions. The Club's goal is to give its members the chance to view the market in a more practical approach rather than solely relying on the abstract knowledge offered by the university. In order to achieve this goal, the Club organizes various events like conferences, workshops and seminars. Moreover, its members are able to cooperate with companies by taking up real case projects to work on along with the managers of the associated companies. In addition, the Club is trying to build and expand its network among students, market professionals and professors therefore giving its members a very broad pool of potential partners and employers.

This report has been compiled by the authors mentioned above and published by them via the Finance Club UoM site and many other platforms. The club confirms that the authors are active members at the time this article is published but emphasizes the fact that opinions and views given by the authors in this article are their own views. Finance Club UoM takes no responsibility for the completeness or correctness of information provided. No investment advice is given with the text above and the reader should not take any financial position based on the information published in this article. The Club recommends extensive research by the reader before investing in any financial asset. General this report may be based on the information extracted from various sources including but not limited to various companies' and statistical agencies' websites, online portals, third-party research, annual reports etc. No representation or warranty of any kind is or may be made with respect to the accuracy or completeness of, and no representation or warranty should be inferred from, any projections or futuristic statement contained herein or any underlying assumptions. This article may include descriptions, statements, estimates and projections/futuristic statements with respect to current and anticipated performance of the underlying. Such statements, estimates and projections reflect various assumptions and best estimates made by the participants concerning anticipated results, whose assumptions and estimates may or may not prove to be accurate or correct. There are no assurances whatsoever that any statements, estimates or projections contained in this article, including without limitation any financial or business projections, accurately present in all material respects the underlying's financial and/or business position as of the respective dates specified and the results of its operations for any respective periods indicated. No copyright or trademark infringement is intended in any form.

© Copyright 2020. Finance Club UoM