

Figure 1: Stock graph shows the stock's trend

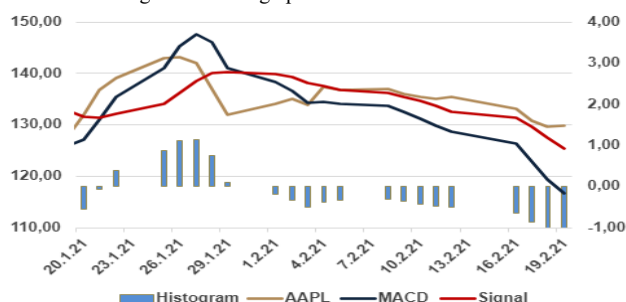


Figure 2: MACD shows a potential sell signal

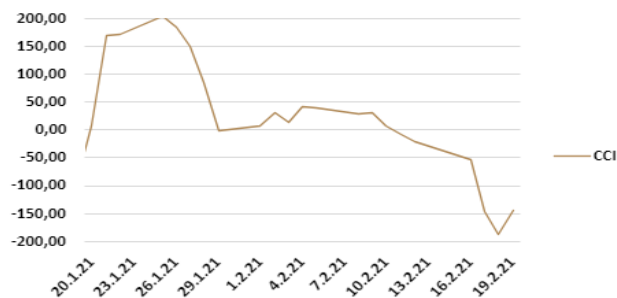


Figure 3: CCI below -100

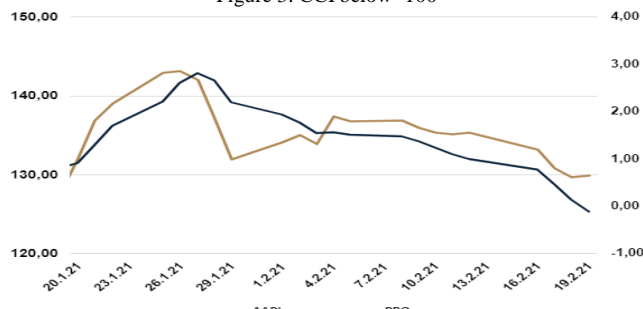


Figure 4: PPO fall below the zero-line

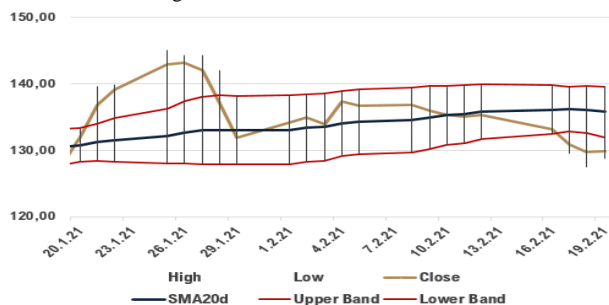


Figure 5: BollBands chart

Firm's Brief Description

Apple Inc. designs, manufactures and markets mobile communication and media devices, personal computers and portable digital music players. The Company sells a range of related software, services, accessories, networking solutions, and third-party digital content and applications. The Company's segments include the Americas, Europe, Greater China, Japan and Rest of Asia Pacific. The Americas segment includes both North and South America. The Europe segment includes European countries, India, the Middle East and Africa. The Greater China segment includes China, Hong Kong and Taiwan. The Rest of Asia Pacific segment includes Australia and the Asian countries not included in the Company's other operating segments. Its products and services include iPhone, iPad, Mac, iPod, Apple Watch, Apple TV, a portfolio of consumer and professional software applications, iPhone OS (iOS), OS X and watchOS operating systems, iCloud, Apple Pay and a range of accessory, service and support offerings.

Fundamental Approach

- Apple's music growth rate falls behind Spotify and Amazon Music in the US.
- Apple did not issue financial guidance for the March quarter, citing market uncertainties.
- Epic Games files EU antitrust complaint against Apple.
- With a price-to-book ratio of 32.99, AAPL is valued rather expensively.

Technical Analysis

According to Figure 1, the MA 10 crossed below MA 20, providing a potential sell signal. In Figure 2, MACD crossed below the signal line while steadily diminished, indicating a bearish trend. Additionally, CCI moved below -100 indicating a sell signal. The PPO had a downtrend since the end of January, resulting in a below the zero drop on the 19th of February. Lastly, BolBands indicate a sell signal as well, as the fifth graphs depicts.

Prediction

Considering the recent downtrend combined with the uncertainty created by not disclosing financial guidance for March quarter, a potential sell signal is recommended. This signal is further supported by the technical analysis provided in the above paragraph. The figures cited in this report show a bearish path for the AAPL stock.

DISCLAIMER

THE FINANCE CLUB OF UNIVERSITY OF MACEDONIA, THESSALONIKI, GREECE

The Finance Club of University of Macedonia - www.financeclub.gr is an independent non-profitable student organization founded by students of the University of Macedonia, Greece (UoM - www.uom.gr) that aims to build strong relations between the market and the University. Though based in the University of Macedonia, it also operates via associates in Aristotle University of Thessaloniki, Greece and other institutions. The Club's goal is to give its members the chance to view the market in a more practical approach rather than solely relying on the abstract knowledge offered by the university. In order to achieve this goal, the Club organizes various events like conferences, workshops and seminars. Moreover, its members are able to cooperate with companies by taking up real case projects to work on along with the managers of the associated companies. In addition, the Club is trying to build and expand its network among students, market professionals and professors therefore giving its members a very broad pool of potential partners and employers.

This report has been compiled by the authors mentioned above and published by them via the Finance Club UoM site and many other platforms. The club confirms that the authors are active members at the time this article is published but emphasizes the fact that opinions and views given by the authors in this article are their own views. Finance Club UoM takes no responsibility for the completeness or correctness of information provided. No investment advice is given with the text above and the reader should not take any financial position based on the information published in this article. The Club recommends extensive research by the reader before investing in any financial asset. General this report may be based on the information extracted from various sources including but not limited to various companies' and statistical agencies' websites, online portals, third-party research, annual reports etc. No representation or warranty of any kind is or may be made with respect to the accuracy or completeness of, and no representation or warranty should be inferred from, any projections or futuristic statement contained herein or any underlying assumptions. This article may include descriptions, statements, estimates and projections/futuristic statements with respect to current and anticipated performance of the underlying. Such statements, estimates and projections reflect various assumptions and best estimates made by the participants concerning anticipated results, whose assumptions and estimates may or may not prove to be accurate or correct. There are no assurances whatsoever that any statements, estimates or projections contained in this article, including without limitation any financial or business projections, accurately present in all material respects the underlying's financial and/or business position as of the respective dates specified and the results of its operations for any respective periods indicated. No copyright or trademark infringement is intended in any form.

© Copyright 2020. Finance Club UoM