

Figure 1: Stock graph shows the bullish trend

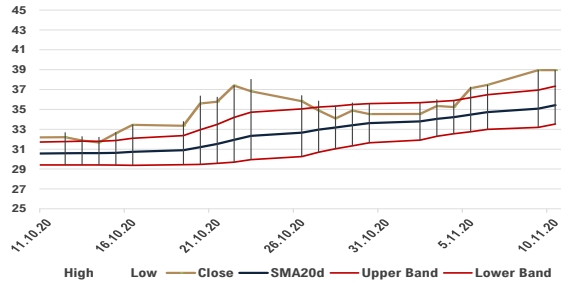


Figure 2: BolBands indicate a strong upward trend

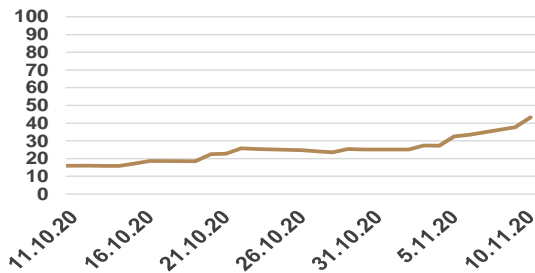


Figure 3: RSI provides a potential buy signal.

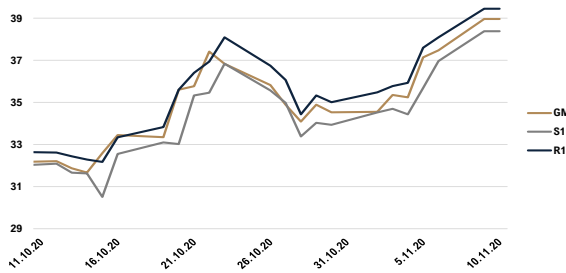


Figure 4: Support & Resistance levels Chart

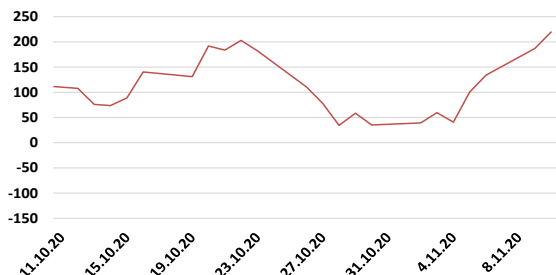


Figure 5: CCI depicts a potential buy signal.

## Firm's Brief Description

General Motors Co designs, builds and sells trucks, crossovers, cars and automobile parts worldwide. The Company also provides automotive financing services through General Motors Financial Company, Inc. (GM Financial). GM North America (GMNA) and GM International (GMI) are its automotive segments. GMNA and GMI are meeting the demands of customers with vehicles developed, manufactured and/or marketed under the Buick, Cadillac, Chevrolet and GMC and Holden brands. Its brands offer luxury cars, crossovers, sport utility vehicles (SUVs) and sedans. The Company's Car-and Ride-Sharing Maven is a shared vehicle marketplace. Through its subsidiary, OnStar, LLC (OnStar), it provides connected safety, security and mobility solutions for retail and fleet customers. GM Cruise is its global segment engaged in the development and commercialization of autonomous vehicle technology.

## Fundamental Approach

- Shares are trading <6x PE 2021E
- 3rd-quarter earnings were double the analyst's expectations
- GM Adds 3,000 New Tech Jobs to Boost Virtual Testing and Software Expertise

## Technical Analysis

According to Graph 1, an overall upward trend was reported during the examined period (11/10/2020- 10/11/2020). GM's stock crossed above the moving average lines providing a strong future uptrend. Additionally, BolBands indicates a buy signal as the stock price crossed above the upper band, furthering its incline. From Figure 3, RSI crossed back above 30 from below pointing to a buying position as well. The support and the resistance levels were formed at 39.05 and 40.8 respectively. Last, a buy signal derived from figure 5, as CCI climbed above +100.

## Prediction

Considering the strong bullish trend of the stock combined with the positive momentum a potential buy signal is recommended. This prediction is further supported by the technical analysis above.

## DISCLAIMER

### THE FINANCE CLUB OF UNIVERSITY OF MACEDONIA, THESSALONIKI, GREECE

The Finance Club of University of Macedonia - [www.financeclub.gr](http://www.financeclub.gr) is an independent non-profitable student organization founded by students of the University of Macedonia, Greece (UoM - [www.uom.gr](http://www.uom.gr)) that aims to build strong relations between the market and the University. Though based in the University of Macedonia, it also operates via associates in Aristotle University of Thessaloniki, Greece and other institutions. The Club's goal is to give its members the chance to view the market in a more practical approach rather than solely relying on the abstract knowledge offered by the university. In order to achieve this goal, the Club organizes various events like conferences, workshops and seminars. Moreover, its members are able to cooperate with companies by taking up real case projects to work on along with the managers of the associated companies. In addition, the Club is trying to build and expand its network among students, market professionals and professors therefore giving its members a very broad pool of potential partners and employers.

This report has been compiled by the authors mentioned above and published by them via the Finance Club UoM site and many other platforms. The club confirms that the authors are active members at the time this article is published but emphasizes the fact that opinions and views given by the authors in this article are their own views. Finance Club UoM takes no responsibility for the completeness or correctness of information provided. No investment advice is given with the text above and the reader should not take any financial position based on the information published in this article. The Club recommends extensive research by the reader before investing in any financial asset. General this report may be based on the information extracted from various sources including but not limited to various companies' and statistical agencies' websites, online portals, third-party research, annual reports etc. No representation or warranty of any kind is or may be made with respect to the accuracy or completeness of, and no representation or warranty should be inferred from, any projections or futuristic statement contained herein or any underlying assumptions. This article may include descriptions, statements, estimates and projections/futuristic statements with respect to current and anticipated performance of the underlying. Such statements, estimates and projections reflect various assumptions and best estimates made by the participants concerning anticipated results, whose assumptions and estimates may or may not prove to be accurate or correct. There are no assurances whatsoever that any statements, estimates or projections contained in this article, including without limitation any financial or business projections, accurately present in all material respects the underlying's financial and/or business position as of the respective dates specified and the results of its operations for any respective periods indicated. No copyright or trademark infringement is intended in any form.

© **Copyright 2020. Finance Club UoM**