

Figure 1: The MA 10 crosses down the MA 20

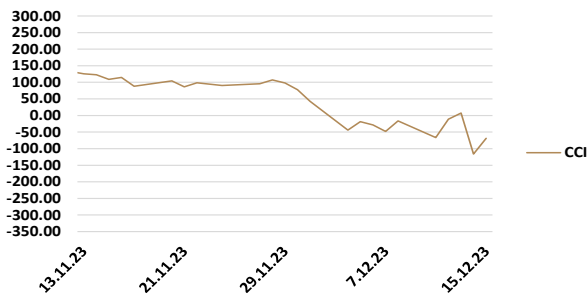


Figure 2: CCI signaling a potential oversold condition

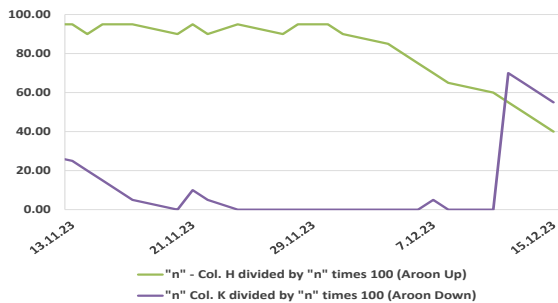


Figure 3: Aroon Down crossing above the Aroon Up

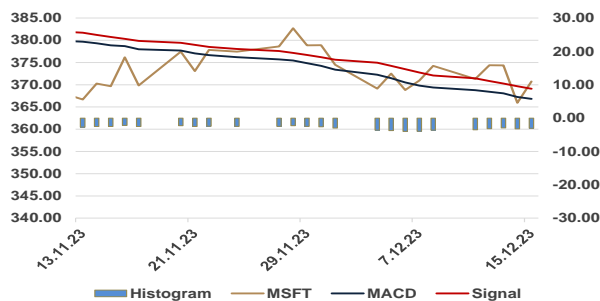


Figure 4: Signal line positioned above the MACD line

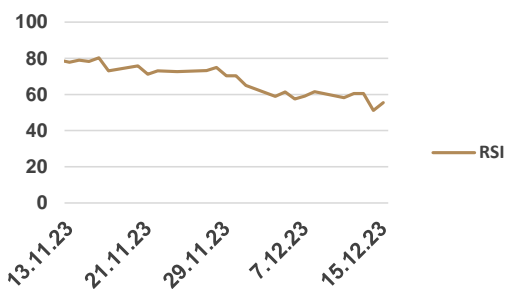


Figure 5: RSI declining from 80

Firm's Brief Description

Microsoft Corporation is a global technology firm with a broad focus on developing and supporting software, services, devices, and solutions worldwide. The company's Productivity and Business Processes segment provides a suite of office-related products and consumer services, including Microsoft 365 subscriptions and Dynamics 365 intelligent applications for ERP, CRM, power apps, and power automate. The Intelligent Cloud segment emphasizes server products and cloud services, such as Azure, SQL, and enterprise services. The More Personal Computing segment covers Windows licensing, commercial offerings, devices like Surface and HoloLens, gaming products and services (Xbox), and search and news advertising through Bing and Microsoft News. Microsoft sells its diverse range of products through various channels, including OEMs, distributors, resellers, digital marketplaces, online platforms, and retail stores. Established in 1975, the company is headquartered in Redmond, Washington, and is a major player in the global technology landscape.

Fundamental Approach

- Open AI Enters Into Multi-Year Licensing Deal with Axel Springer.
- Microsoft 365 Copilot aids users in composing emails and summarizes lengthy threads for quick suggested replies.
- Microsoft is taking the initial strides towards establishing a data center in Greece.

Technical Analysis

In Figure 1, the recent MA 10 crossing below the MA 20, while the price remains under the MA 20, potentially signals a bearish trend. Additionally, in Figure 2, CCI briefly fell below -100 at 14.12.2023, signaling a potential oversold condition, yet caution is advised due to the lack of a clear trend. In Figure 3, the Aroon Down crossing above the Aroon Up on 12.12.2023, concurrent with the MA 10 crossing the MA 20, potentially signals a sell opportunity indicating a shift towards a bearish trend. Furthermore in Figure 4, the Signal line positioned above the MACD line, both trending downward in the past month, suggests a potential bearish sentiment. Lastly in Figure 5, the RSI declining from near 80 at the beginning of the month implies a potential decrease in buying momentum.

Prediction

With technical indicators signaling a potential sell stance for Microsoft in the short term, it's advised to proceed cautiously due to recent positive fundamental advancements.

DISCLAIMER

THE FINANCE CLUB OF UNIVERSITY OF MACEDONIA, THESSALONIKI, GREECE

The Finance Club of University of Macedonia - www.financeclub.gr is an independent non-profitable student organization founded by students of the University of Macedonia, Greece (UoM - www.uom.gr) that aims to build strong relations between the market and the University. Though based in the University of Macedonia, it also operates via associates in Aristotle University of Thessaloniki, Greece and other institutions. The Club's goal is to give its members the chance to view the market in a more practical approach rather than solely relying on the abstract knowledge offered by the university. In order to achieve this goal, the Club organizes various events like conferences, workshops and seminars. Moreover, its members are able to cooperate with companies by taking up real case projects to work on along with the managers of the associated companies. In addition, the Club is trying to build and expand its network among students, market professionals and professors therefore giving its members a very broad pool of potential partners and employers.

This report has been compiled by the authors mentioned above and published by them via the Finance Club UoM site and many other platforms. The club confirms that the authors are active members at the time this article is published but emphasizes the fact that opinions and views given by the authors in this article are their own views. Finance Club UoM takes no responsibility for the completeness or correctness of information provided. No investment advice is given with the text above and the reader should not take any financial position based on the information published in this article. The Club recommends extensive research by the reader before investing in any financial asset. General this report may be based on the information extracted from various sources including but not limited to various companies' and statistical agencies' websites, online portals, third-party research, annual reports etc. No representation or warranty of any kind is or may be made with respect to the accuracy or completeness of, and no representation or warranty should be inferred from, any projections or futuristic statement contained herein or any underlying assumptions. This article may include descriptions, statements, estimates and projections/futuristic statements with respect to current and anticipated performance of the underlying. Such statements, estimates and projections reflect various assumptions and best estimates made by the participants concerning anticipated results, whose assumptions and estimates may or may not prove to be accurate or correct. There are no assurances whatsoever that any statements, estimates or projections contained in this article, including without limitation any financial or business projections, accurately present in all material respects the underlying's financial and/or business position as of the respective dates specified and the results of its operations for any respective periods indicated. No copyright or trademark infringement is intended in any form.

© Copyright 2020. Finance Club UoM