

Figure 1: The Main Graph shows the stock's trend.

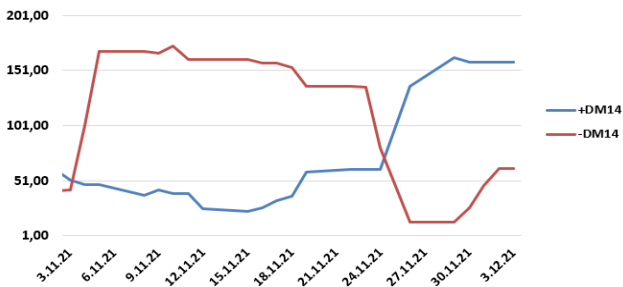


Figure 2: +DM14 crossed above -DM14

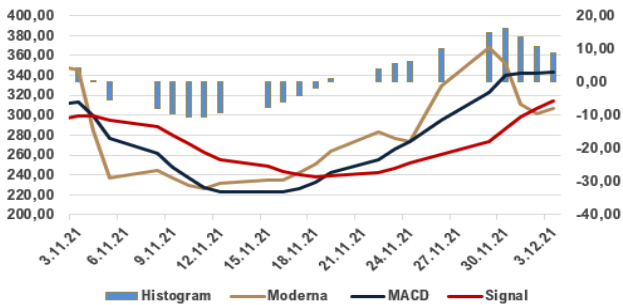


Figure 3: MACD indicates a potential buy signal

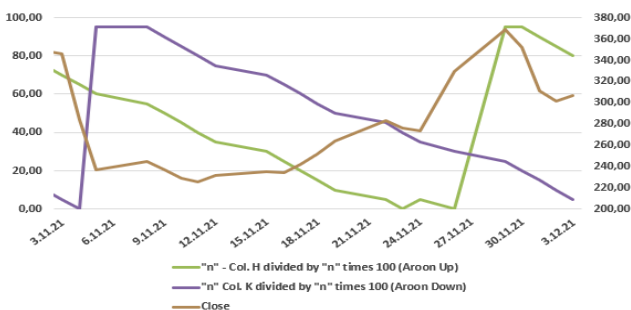


Figure 4: Aroon Up exceeds Aroon Down

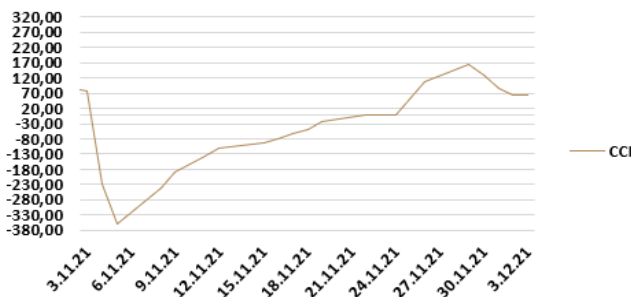


Figure 5: CCI crossed above the 100-level line

Firm's Brief Description

Moderna, Inc. is a biotechnology company that is focused on creating a transformative medicines based on messenger ribonucleic acid (mRNA), to improve the lives of patients. The Company's mRNA medicines are designed to direct the body's cells to produce intracellular, membrane, or secreted proteins that have a therapeutic or preventive benefit with the potential to address a range of spectrum of diseases. It is developing vaccines and therapeutics for infectious diseases, immuno-oncology, rare diseases, autoimmune and cardiovascular diseases, independently and with its strategic collaborators. The Company develops technologies that enable the development of mRNA medicines for diverse applications. It has created modalities, including prophylactic vaccines, systemic secreted and cell surface therapeutics, cancer vaccines, intratumoral immuno-oncology, localized regenerative therapeutics, and systemic intracellular therapeutics.

Fundamental Approach

- Q3 total revenue of \$5.0 billion, net income of \$3.3 billion and diluted EPS of \$7.70
- The UK government retains a right to increase its purchases about vaccines in 2022 and 2023 by up to 20% above the contracted volumes, or to decrease by the same amount
- Company continues to scale with 37 programs in development, including 21 in ongoing clinical studies.

Technical Analysis

According to figure 1, the main graph shows that the price of the stock is above the 2 moving averages (MA10 and MA 20) and the MA10 has recently crosses MA20 upwards. This proves a potential uptrend direction. In figure 2, the DMI provides a potential buy signal as the +DM14(blue line) is above -DM14 (red line). In figure 3, the MACD indicator shows the direction strength of the uptrend levels of negative territory and getting close to zero level. In figure 4, the Aroon indicator empower the signal because the Aroon Up (green line) is above the Aroon Down (purple line). In figure 5, the CCI provides an additional confirmation to the direction of the trend, moving in levels near 100 which is a buy signal.

Prediction

Taking all into consideration, we assume that the Moderna Inc stock is a buy stock, because of the signs that the technical indicators are showing, combined with the latest news. We propose a long position.

DISCLAIMER

THE FINANCE CLUB OF UNIVERSITY OF MACEDONIA, THESSALONIKI, GREECE

The Finance Club of University of Macedonia - www.financeclub.gr is an independent non-profitable student organization founded by students of the University of Macedonia, Greece (UoM - www.uom.gr) that aims to build strong relations between the market and the University. Though based in the University of Macedonia, it also operates via associates in Aristotle University of Thessaloniki, Greece and other institutions. The Club's goal is to give its members the chance to view the market in a more practical approach rather than solely relying on the abstract knowledge offered by the university. In order to achieve this goal, the Club organizes various events like conferences, workshops and seminars. Moreover, its members are able to cooperate with companies by taking up real case projects to work on along with the managers of the associated companies. In addition, the Club is trying to build and expand its network among students, market professionals and professors therefore giving its members a very broad pool of potential partners and employers.

This report has been compiled by the authors mentioned above and published by them via the Finance Club UoM site and many other platforms. The club confirms that the authors are active members at the time this article is published but emphasizes the fact that opinions and views given by the authors in this article are their own views. Finance Club UoM takes no responsibility for the completeness or correctness of information provided. No investment advice is given with the text above and the reader should not take any financial position based on the information published in this article. The Club recommends extensive research by the reader before investing in any financial asset. General this report may be based on the information extracted from various sources including but not limited to various companies' and statistical agencies' websites, online portals, third-party research, annual reports etc. No representation or warranty of any kind is or may be made with respect to the accuracy or completeness of, and no representation or warranty should be inferred from, any projections or futuristic statement contained herein or any underlying assumptions. This article may include descriptions, statements, estimates and projections/futuristic statements with respect to current and anticipated performance of the underlying. Such statements, estimates and projections reflect various assumptions and best estimates made by the participants concerning anticipated results, whose assumptions and estimates may or may not prove to be accurate or correct. There are no assurances whatsoever that any statements, estimates or projections contained in this article, including without limitation any financial or business projections, accurately present in all material respects the underlying's financial and/or business position as of the respective dates specified and the results of its operations for any respective periods indicated. No copyright or trademark infringement is intended in any form.

© Copyright 2021. Finance Club UoM