

Figure 1: The Main Graph shows the stock's trend.

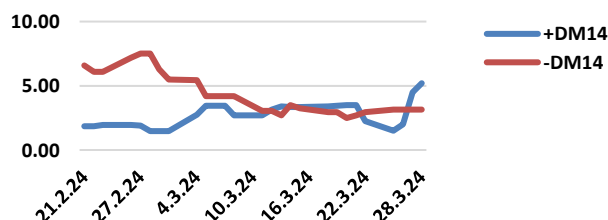


Figure 2: DMI indicates a potential buy signal

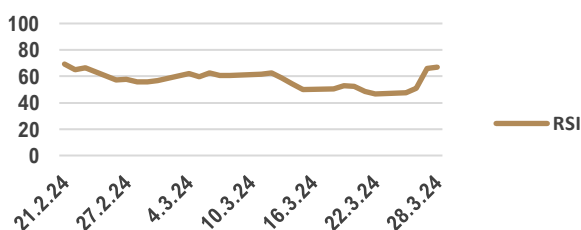


Figure 3: RSI Indicator is near 70

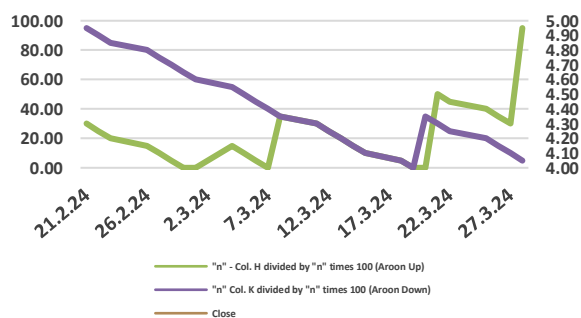


Figure 4: Aroon indicator shows the new uptrend that is underway

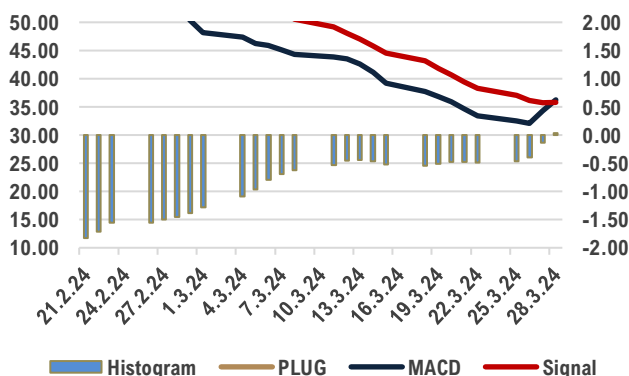


Figure 5: MACD crosses above the signal line

Medtronic Inc Description

Medtronic Public Limited Company is an Ireland-based company, which provides healthcare technology solutions. The Company's products category includes Advanced Surgical Technology; Cardiac Rhythm; Cardiovascular; Digestive & Gastrointestinal; Ear, Nose & Throat; General Surgery; Gynecological; Neurological; Oral & Maxillofacial; Patient Monitoring; Renal Care; Respiratory; Spinal & Orthopedic; Surgical Navigation & Imaging; Urological; Product Manuals; Product Ordering & Inquiries; and Product Performance & Advisories. Its products include Cardiac Implantable Electronic Device (CIED) Stabilization, Aortic Stent Graft Products, CareLink Personal Therapy Management Software, CareLink Pro Therapy Management Software. Its services and solutions include Ambulatory Surgery Center Resources, Care Management Services, Digital Connectivity Information Technology (IT) Support, Equipment Services and Support, Innovation Lab, Medtronic Healthcare Consulting, and Office-Based Sinus Surgery

Fundamental Approach

- Medtronic announces FDA approval of newest-generation Evolut TAVR system for treatment of symptomatic severe aortic stenosis.
- Medtronic receives top accolade in 3 countries at Healthcare Asia Medtech Awards 2024.
- Medtronic PLC stock outperforms competitors on strong trading day.

Technical Analysis

According to Figure 1, the main graph shows that the price of the stock is mostly below MA 10 which is also below MA 20. This proves a downtrend direction. In Figure 2, the DMI -DI is above +DI, with that changing at 10/3/23, this change continues to happen, although the graph shows a potential buy signal. In figure 3, RSI stay close to 70 indicating a strong buy signal. In figure four, the Aroon Indicator Aroon up is surpassing Aroon down at 22/3/24, that concludes to the uptrend that is underway. Lastly, in the fifth graph MACD barely crosses the signal line, showing a potential buy signal.

Prediction

Considering the recent stock trend combined with the latest news about Medtronic Public Limited Company with other popular firms, a long position in the stock is recommended. This thesis is empowered by the technical analysis which is presented.

DISCLAIMER

THE FINANCE CLUB OF UNIVERSITY OF MACEDONIA, THESSALONIKI, GREECE

The Finance Club of University of Macedonia - www.financeclub.gr is an independent non-profitable student organization founded by students of the University of Macedonia, Greece (UoM - www.uom.gr) that aims to build strong relations between the market and the University. Though based in the University of Macedonia, it also operates via associates in Aristotle University of Thessaloniki, Greece and other institutions. The Club's goal is to give its members the chance to view the market in a more practical approach rather than solely relying on the abstract knowledge offered by the university. In order to achieve this goal, the Club organizes various events like conferences, workshops and seminars. Moreover, its members are able to cooperate with companies by taking up real case projects to work on along with the managers of the associated companies. In addition, the Club is trying to build and expand its network among students, market professionals and professors therefore giving its members a very broad pool of potential partners and employers.

This report has been compiled by the authors mentioned above and published by them via the Finance Club UoM site and many other platforms. The club confirms that the authors are active members at the time this article is published but emphasizes the fact that opinions and views given by the authors in this article are their own views. Finance Club UoM takes no responsibility for the completeness or correctness of information provided. No investment advice is given with the text above and the reader should not take any financial position based on the information published in this article. The Club recommends extensive research by the reader before investing in any financial asset. General this report may be based on the information extracted from various sources including but not limited to various companies' and statistical agencies' websites, online portals, third-party research, annual reports etc. No representation or warranty of any kind is or may be made with respect to the accuracy or completeness of, and no representation or warranty should be inferred from, any projections or futuristic statement contained herein or any underlying assumptions. This article may include descriptions, statements, estimates and projections/futuristic statements with respect to current and anticipated performance of the underlying. Such statements, estimates and projections reflect various assumptions and best estimates made by the participants concerning anticipated results, whose assumptions and estimates may or may not prove to be accurate or correct. There are no assurances whatsoever that any statements, estimates or projections contained in this article, including without limitation any financial or business projections, accurately present in all material respects the underlying's financial and/or business position as of the respective dates specified and the results of its operations for any respective periods indicated. No copyright or trademark infringement is intended in any form.

© Copyright 2020. Finance Club UoM